


THE LAKES
Theatre

TECHNICAL SPECIFICATIONS



STAGING INFORMATION

Seating Capacity:

- Total 1200 seats

Stage Dimensions:

- Width at widest Part - 18m
- Rear stage width - 13m
- Stage depth (at centre) - 7.4m
- Height - 6.8m

Stage Floor:

- Sprung floor of 19mm ply (painted black)

House Draperies:

- | | |
|-----------------|--|
| • House Curtain | 1 x black wool 2 piece Left & Right Draw pulley system |
| • Front Gauze | 1 x black wool 2 Piece Left & Right Draw |
| • Rear Gauze | 1 x black wool 2 Piece Left & Right Draw |
| • Wings | 4 x black wool 1 Piece 2 x Right, 2 x Left |

Elevated Work Platform:

- 1 x Sinoboam o608ME Scissor Lift (Authorised Use Only)
- 1 x Aluminium Scaffold 5m working height platform

Dressing Rooms/ Green Room:

- 1 x Male complete with shower and toilet (Stage Level)
- 4 x makeup stations with lighting & mirrors
- 1 x Female complete with shower and toilet (Stage Level)
- 4 x Makeup stations with lighting & mirrors

Loading Dock:

- 1.8mt wide x 2.9mt high dock door
- Loading Dock is at stage Level and can open up onto stage

AUDIO INFORMATION

The Sound Desk is located Centre Back of Theatre, Sound, Lighting, AV are all operated from the same location. The system is a D&B V Series line array system driven by a Midas Pro 6 Console. Any additional equipment needed is easily added as the Theatre has been future proofed.

Main control:

- Midas Pro X
- 1 x Midas Neutron Audio System Engine
- 2 x Midas DL151 fixed format I/O 24 Inputs (Located at Sound Desk Position)
- 1 x Midas DL152 fixed format I/O 24 Outputs (Located at House Left)
- 2 x Midas DL153 fixed format I/O 16 Mic inputs & 8 Outputs (1 Located at House Right, 1 Located House Left)

Input (external):

- 3.5mm stereo input jack (Located at Sound Desk Position)
- Tascam CD-200SB CD/MP3/USB Player (Located at Sound Desk Position)

Speakers and Amps:

- 2 x D&B V Series Professional Line Array (L&R) Floor Positioned each side
- 2 x D&B V8 Speakers
- 8 x D&B V12 Speakers
- 2 x D&B V Subwoofer Floor positioned,
- 2 x D&B J infra subwoofer
- 6 x D&B D12 dual channel mainframe amplifier controllers/EP5.
- 1 x D&B R70 Ethernet to CAN Interface
- 1 x D&B Q7 Centre Infill - Flown
- 4 x D&B D6 dual channel mainframe amplifier controllers/NL4
- 2 x D&B Q7 Side fill Speakers
- 9 x D&B Max 12 monitors
- 1 x D&B s18 Sub (Drum infill)

Microphones Wireless:

- 5 x Shure ULXD Quad Channel Digital Receivers
- 1 x Shure Antenna Distribution System/Combiner
- 1 x RF Venue Diversity Fin Antenna
- 12 x Shure ULXD Wireless Body packs
- 8 x Shure ULXD Wireless Handhelds
- 8 x Shure KSMg interchangeable heads for ULXD Wireless Handhelds
- 2 x Shure Beta 58 interchangeable heads for ULXD Wireless handhelds
- 18x JTS Headsets for Shure ULXD Body packs

Microphones and DIs Cabled:

- 5 x Shure SM58 Mics
- 4 x Shure SM57 Mics
- 2 x Rode M3 Condenser Mic
- 4 x Rode NTG1 Shotgun Mic – Roof Mounted
- 4 x Crown PCC160 Boundary Mic
- 1 x Shure Beta 52A Mic
- 1 x Shure Beta 57A Mic
- 1 x Shure SM57 Mic
- 4 x Sennheiser E904 Mic
- 2 x Shure SM81 Mic
- 1 x PG 52 Kick Drum Mic
- 3 x PG 56 Snare/ Tom Mic
- 2 x PG 81 Condenser Mics
- 2 x Australian Monitor DI's
- 3 x Radial J48 Active DI's
- 1 x Radial JDI Duplex Passive DI
- 1 x Radial JDI Stereo Passive DI
- 1 x Radial Pro AV2 DI

Monitoring System (IEM):

- 11 x Shure PSM900 Wireless Transmitters
- 8 x Shure PgA Wireless Body Packs (Suit PSM900)
- 3 x Shure PgA+ Wireless Body Packs (Suit PSM900)
- 1 x Shure PgHW Wired Body Pack
- 1 x Shure PA8212B 8 Port PSM Antenna Combiner
- 1 x Shure PA4212B 4 Port PSM Antenna Combiner
- 2 x Sennheiser Passive Antenna

Microphones Stands:

- 12 x K&M Starline Tall Boom Stand
- 3 x K&M Starline Short Boom Stand
- 1 x K&M Starline Round Base Stand
- 12 x K&M Tall Bool Stands

Patching:

- 2 x Midas DL151 fixed format I/O 24 Inputs (Located at Sound Desk Position – ULXD Receivers and Auxiliary Inputs Patched)
- 1 x Midas DL152 fixed format I/O 24 Outputs (Located at House Left – PSM900 Receivers Patched)
- 2 x Midas DL153 fixed format I/O 16 Mic inputs & 8 Outputs (1 Located at House Right, 1 Located House Left)
- 3 x Pits - Stage Front Centre, Stage Front Left, stage front right (Each Pit Contains 2 x XLR Inputs and 2 x NL4 Returns)

Additional Audio Information:

- 1 x Waves Soundgrid Server
- 1 x Klark Teknik DN9650 Network Bridge
- 1 x DiGiGrid MGB Interface
- 1 x Netgear Gigabit Switch
- Waves MultiRack Software
- 1x MikroTik Router for iPad Connectivity to Midas Pro X Console (Available on Request)

LIGHTING INFORMATION

The Theatre Lighting features intelligent and fixed LED luminaries. They are controlled by Vista by Chroma-Q Software and control surfaces. All luminaries are connected via DMX which is available at each lighting bar. Power outlets are located parallel with the lighting bars. A 12 Channel Jands Dimmer is available for older luminaire types.

Main Control:

- 1 x 27" iMac running Vista by Chroma-Q .Version 3 Software
- 1 x Jands S1 Surface
- 1 x Jands S3 Surface

Dimmers:

- 1 x Jands WMX 12 Channel Dimmer

Luminaries:

- 8 x LED ProShop Quadcolour CYC Bars 18 x 4w RGB+CW
- 8 x ETC Source 4 Zoom 750w Profile Spotlights
- 6 x Martin RUSH MH1 Profile Plus Moving Heads
- 26 x Martin RUSH MH6 Wash Moving Heads
- 6 x Martin RUSH MH7 Hybrid (Spot, Beam and Wash Modes) Moving Heads

Follow Spot

- 1 x DTS Moon 1200w

Lighting Bar Positions:

- 1 x Bridge Lighting Bar
- 1 x Truss above Middle Landing w/Chain Motors
- 5 x Over Stage Lighting Bars
- 1 x Truss above rear of stage

Stage Lighting can be modified as per booking requirements

VISUAL INFORMATION

Screen:

- 1 x GloShine SQM M-P 8m x 4m. 2.8mm Pitch Indoor LEDScreen

Vision Specs:

- 1 x Roland V-800 HD Video Switcher
- 1 x 27" iMac
- 1 x 27" iMac Pro
- 1 x MacBook Pro
- 1 x BlackMagic URSA EF Cinema Camera

Computers:

- 1 x 27" iMac (Running ProPresenter 7 Software)
- 1 x 27" iMac Pro (Running ProPresenter 7 Software)
- 1 x MacBook Pro (Running ProPresenter 7 Software)

Lectern:


- 1 x Lectern

Additional Information:

- 1 x HDMI Input available at Stage Front Centre
- 1 x VGA or HDMI Output available at Stage Front Centre
- 1 x Stereo PC Audio input available at Stage Front Centre (2 x XLR to 3.5mm TRS Jack)
- 1 x 3 Phase Power Outlet Located Stage Rear Left
- 2 x 3 Phase Power Outlet Located Backstage in Storeroom
- 3 x Single Phase Power Outlets available Stage Front Centre, Stage Rear Left and Stage Rear Right

Technical Staff Contact:

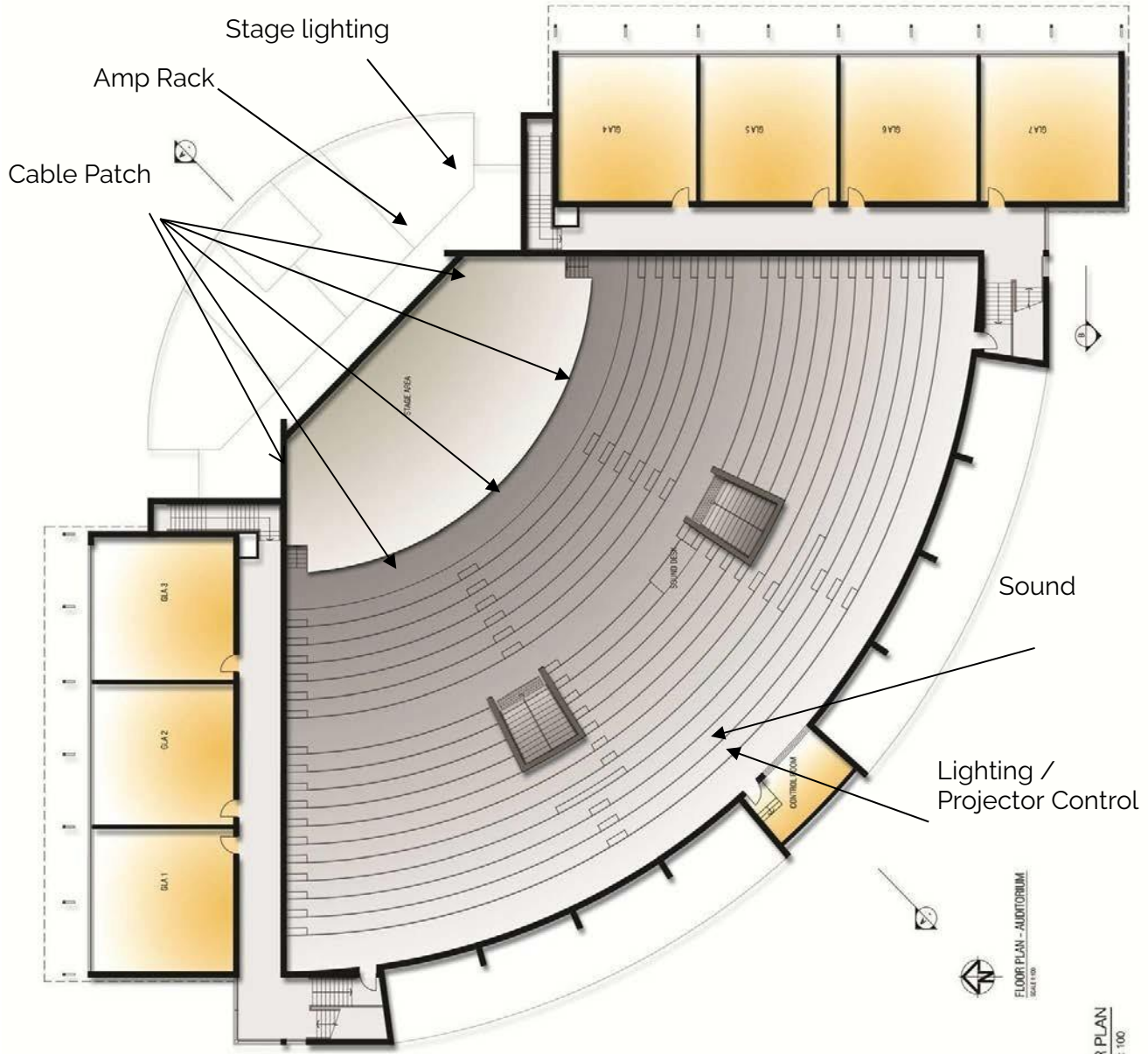
- Nathan Cox - nathanc@mbc.wa.edu.au Telephone: 08 9583 7000



STAGE



- A RESERVE
 - B RESERVE
 - C RESERVE
 - D RESERVE
- Ⓢ



Stage lighting

Amp Rack

Cable Patch

STAGE AREA

GA4

GA5

GA6

GA7

GA1

GA2

GA3

SOUND DES.

Sound

CONTROL ROOM

Lighting / Projector Control

MANDURAH BAPTIST COLLEGE
STAGE 5

FLOOR PLAN - AUDITORIUM
SCALE 1:100

FLOOR PLAN
SCALE 1:100

