



**MANDURAH  
BAPTIST COLLEGE**  
BE STRONG & COURAGEOUS

# Annual Report 2022



“2022 took strength and courage, but we know that the lessons learned and the growth experienced will continue to serve the College well in 2023 and beyond.”





# From the College Board

**The Mandurah Baptist College Board is a skills-based Christian board. Each member is a committed Christian and has been elected for their skill set and strong desire to oversee the College with good governance principles to ensure fulfillment of its mission. The Board has worked harmoniously with Principals and executive staff during the year to achieve some significant milestones.**

## STEAM Centre and Theatre

After significant delays, due to the shortage of skilled labour and supplies caused by COVID 19, the STEAM Centre was completed and opened in Term 3 by the Governor of Western Australia, His Excellency the Honourable Chris Dawson. Following this the Arts Department underwent refurbishment providing new and updated facilities to enable the College to expand subject options for students to study. The rooms were ready for the commencement of the 2023 school year. This completes Stage 2 of the College Master Plan, and it is our continued desire and prayer that it will benefit both students and staff in their teaching and learning.

## Registration

The WA Department of Education requires all schools to be registered, and Mandurah Baptist College has consistently obtained the maximum five years registration for each registration period since its commencement. During 2022 the College staff spent many extra hours preparing the required documentation from the Department of Education to support our application for renewed registration. Each time registration comes around it places a significantly increased burden on staff members to meet the requirements of the Department of Education's rigorous process. The Board is pleased to report that Mandurah Baptist College once again obtained five years registration with no conditions. This is a testament to the hard work and energy of all staff in the College.

## Academic Results

While the Board understand that ATAR results are not the most important aspect of College life and no longer carry the same weight as they once did, it is

pleasing to report that in 2022 the College students achieved the second best median ATAR results in the College's history. Once again this is a testimony to the hard work of our staff and the students who have responded to the challenges placed before them.

The Board continues to work with the Principals and staff to provide the opportunity for each student to achieve to the best of their ability in the areas that they choose to study. We fully understand and support the increased number of ways and means available for students to achieve entrance to university or tertiary institutions of their choice.

## Finances

The annual Finance Report is included as part of this Annual Report, and it is pleasing to note that the College is in a healthy financial position. Once again, the Board is thankful for the hard work of the College's highly skilled and dedicated Finance team.

## General

The College is a success because of the unified team effort of all involved in the College. This includes the administration and grounds staff, teaching and support staff, students and families and the Board. It is only as we work together that we can achieve Mandurah Baptist College's Mission: "To provide an excellent education in a Christian context, developing life ready students who reflect the character of Jesus." Finally, we acknowledge God for His continued guidance and provision in all aspects of College life.

## Rev. Philip Bryant

Board Chair



Mrs Darrilyn Dawson, Mr Judson Lorkin, Mr Luke Mason, Mr Richard Di Perna, Mrs Juliettie Somerville, Mrs Nina Tassell, Mr Dean Oates, Rev. Philip Bryant.

# From the Principals

As the Executive Leaders of Mandurah Baptist College, we are enormously proud of the great effort and work of our staff and students for the duration of the 2022 school year. We began 2022 confronted by yet another year of the COVID-19 pandemic. However, staff, students, and parents and guardians demonstrated amazing levels of flexibility and adaptability as we supported each other and helped keep each other safe. We wore masks, we isolated, we switched to remote learning, we persevered, and we made it through. Thank you! As a College, we are very thankful for the tireless dedication of our staff and the support of our students, families, and community as we navigated this difficult time. We were pleased that, despite the disruptions, learning was able to continue and that, by the end of the year, we were able to hold our traditional end of year celebration events without restriction.

Leading a College of 1200 plus students requires very high levels of administrative and legislative compliance. The College operates as an educational institution under the School Education Act 1999. Accordingly, we are required to maintain a current registration status with the WA Department of Education. To this end, the College was externally audited by the Department of Education during 2022. We are pleased to note that after a rigorous external audit process of all aspects of our operations, Mandurah Baptist College received five years further registration; the maximum number of years of continuing registration an independent school can receive. This result was an outstanding team effort achieved across the College; involving the leadership and diligent work of the College Board, College leaders and staff. We thank everyone involved in achieving this outstanding outcome and the ongoing exemplary service we provide to our students and their families.

2022 was an exciting year for the College's facilities, with the completion of the long-awaited STEAM Centre and associated works, marking the finalisation of Stage 2 of the College's new Master Plan. This new space, featuring learning spaces for Design Technology, Engineering, Science, Photography, Media, and Visual Arts, as well as a spacious indoor amphitheatre, has already become a central hub for learning and events in the school, and has been well used by classes and year groups, and for events. Opening this facility to the public at our Open Night Learning Journey Event in September allowed our College families and the wider community the opportunity to view this outstanding facility, and we have received a lot of positive feedback from staff, students, and the community about this wonderful new addition to our College.

Additionally, refurbishment of learning spaces in the adjoining Lakes Theatre, which took place over the

second half of 2022, are now ready for use in 2023 – a new, dedicated Drama Studio, as well as a new Dance Studio and additional, purpose-designed Music rehearsal spaces. We are sure that these facilities will continue to serve the College's students well for many years. We look forward to working with the College Board on the next phases of the College Master Plan, as we continue to develop our facilities, enabling us to provide high-quality learning spaces now and into the future.

2022 also saw the commencement of a new Strategic Plan for the College, taking us from 2022 to 2024. The seven areas of this plan – Christian Faith & Mission, Excellence in Teaching & Learning, Pastoral Care and Wellbeing, Stewardship & Sustainability, Governance, Culture & Leadership and Community & Partnerships – are already well underway, with a host of initiatives, projects, and enhancements which we are sure will serve the College community for many years to come as we continue our journey of growth as an educational institution.

We would like to take this opportunity to thank all of those who make the MBC community possible – our Board and staff, who work tirelessly in support of our mission every day, our parents/guardians and community, who support the work of the College through many large and small endeavours, and our students, who bring us joy, challenge and opportunity every year.

As we close of 2022 and head into 2023, we are reminded of the College's motto, taken from Joshua 1:9 'Be strong and courageous'. 2022 took strength and courage, but we know that the lessons learned and the growth experienced will continue to serve the College well in 2023 and beyond.



**Mr Rob Gratton**  
Principal - Primary School



**Mr Matt Dusci**  
Principal - Senior School



# Teacher Standards and Qualifications

**Mandurah Baptist College staff are committed to educational excellence, and invest significant time in professional learning and associations to retain currency of relevant information and to maintain ongoing learning and compliance with registration standards.**

The College's teachers come from diverse educational backgrounds and bring a wealth of professional experience to enhance the learning experiences of students. A wide range of expertise enables the provision of quality and challenging programs across all learning areas. The majority of teaching staff have more than ten years relevant teaching experience. To enhance learning support at Mandurah Baptist College, the College has invested in support staff and in providing opportunities for whole staff training.

Highest Qualification	No. of Teachers	% Teachers
Doctorate	1	1%
Masters	9	10%
Honours/Post Graduate	37	40%
Bachelor Degree	42	45%
Diploma	4	4%
Total Number of Teachers	93	100%

**Workforce Composition**

The total workforce composition of Mandurah Baptist College (both teaching and non-teaching) is:

- Female 138
- Male 39
- Total 177



# Student Attendance

## At School in 2022

Year Group	Percentage of Attendance
Kindergarten	90.08
Pre-Primary	91.16
Year 1	89.6
Year 2	91.52
Year 3	91.99
Year 4	92.16
Year 5	90.68
Year 6	91.06
Year 7	91.69
Year 8	89.43
Year 9	88.92
Year 10	89.09
Year 11	87.32
Year 12	85.99

## Management of non-attendance

- Teachers mark the attendance register twice daily in the Primary School and in every class during the day in the Secondary School. Correspondence received explaining student absences is recorded on the attendance register.
- Text messages are sent daily to parents if no contact has been made with the school. Replies to daily text messages explaining student absences are recorded on the attendance register.
- At the end of each week and again at the end of each term, follow-up contact via email is made, if no explanation of absence has been received from the Parent/Guardian.
- Students who have failed to attend (without notification) after three days are personally followed up with a phone call from the Receptionist/Student Services.
- A small number of compulsory events are required by students as part of the MBC community. Attendance is taken at these events.
- At the end of each semester, an attendance report is provided to the Principal, who makes contact with the parents/guardians of any student who is identified as having an attendance percentage that puts them at risk.









# Student Achievement

## Mandurah Baptist College recognises exceptional student achievements in 2022

Top ATAR 97.2.

Out of 23 subjects:

- 'School Moderated Mean' – eight subjects above state
- 'School Exam Mean' – 11 subjects (or components) above state
- 'School Standardised Course Combined Score' – six subjects above state

One student received a Certificate of Distinction and eight students received Certificates of Merit.

43% of students completed one or more VET qualifications during Year 11-12.

The Senior School is very proud of the students' individual progress and recognises students who achieve at a high level annually. Senior students (Years 11-12) who achieve over 80% for assessments are acknowledged with a Club 80 certification, and in 2022, 1224 certificates were issued. Additionally, a total of 71 Certificates of Academic Merit, Distinction or High Distinction were given out across both semesters for students who achieved at least two grades at an 'A' level in a WACE course throughout the year. In the Lower School (Years 7-10) a total of 120 Certificates of Academic Merit, Distinction or High Distinction were given out across both semesters to students who achieved at least five grades at an 'A' level.

ATAR Range	Number of Students	% of group
95.00 - 99.95	2	5.3%
90.00 - 94.95	3	7.9%
85.00 - 89.95	7	18.4%
80.00 - 84.95	4	10.5%
75.00 - 79.95	6	15.8%
70.00 - 74.95	3	7.9%
65.00 - 69.95	0	0.0%
60.00 - 64.95	5	13.2%
55.00 - 59.95	1	2.6%
50.00 - 54.95	3	7.9%
< 50.00	4	10.5%
Total	38	



# Secondary Education

Students are eligible to achieve their WACE through a combination of courses and programs delivered wholly at the College, in conjunction with the College or via College partnerships with a continually growing number of external providers. Courses completed outside of the College are supported by administration and management from within the College.

**Post-school destinations**

Students successfully attained placements at universities, TAFE, traineeships and apprenticeships. Statistics from the Tertiary Institution Services Centre (TISC) that relate to university entrance are shown below. Please note that these statistics do not fully capture how many students have entered university study in 2023 as they do not account for all early offers or universities that do not take applications through TISC.



**Secondary Outcomes:**

Year 12 Students	Percentage
Attaining a WACE	91%
Attaining a vocational education and training qualification	43%
Completing an endorsed program	31%

	Total
Number of students with an ATAR who applied for university placements	30
Number of students with a first preference (including non-ATAR)	37
Number of students offered their first preference	28
Number of students offered any of their preferences	32
Number of students who have enrolled	27
Number of students who have deferred	2











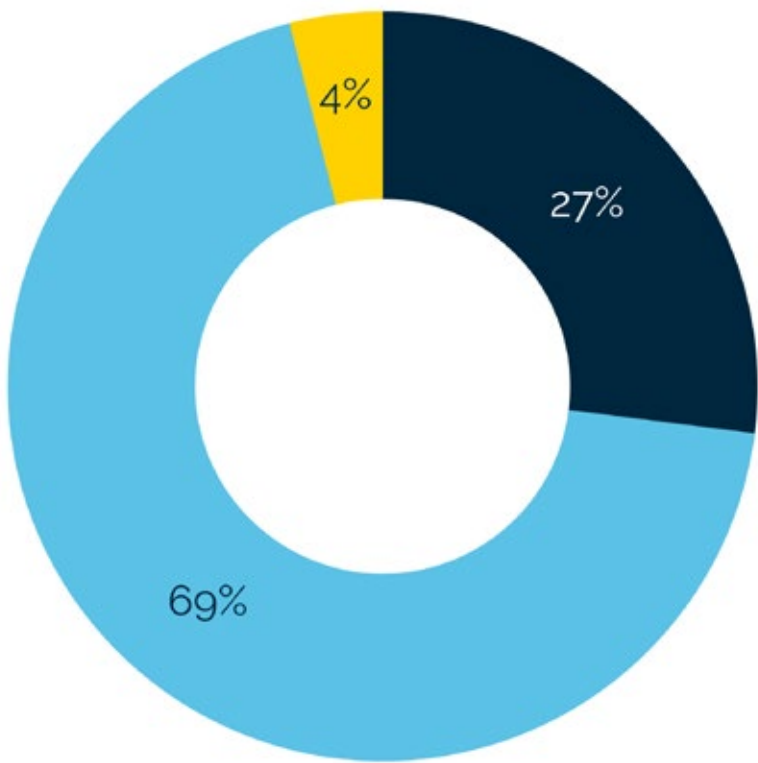
# NAPLAN Results

Reading	National		MBC
Year 3	438	428	435
Year 5	510	505	506
Year 7	543	541	544
Year 9	578	586	600
Writing	National	State	MBC
Year 3	422	419	428
Year 5	484	480	481
Year 7	530	527	522
Year 9	560	565	573
Spelling	National	State	MBC
Year 3	418	414	398
Year 5	505	505	496
Year 7	547	549	546
Year 9	577	581	581
Grammar & Punctuation	National	State	MBC
Year 3	433	424	413
Year 5	499	496	493
Year 7	533	532	536
Year 9	573	580	593
Numeracy	National	State	MBC
Year 3	400	395	397
Year 5	488	487	492
Year 7	546	549	551
Year 9	584	595	603



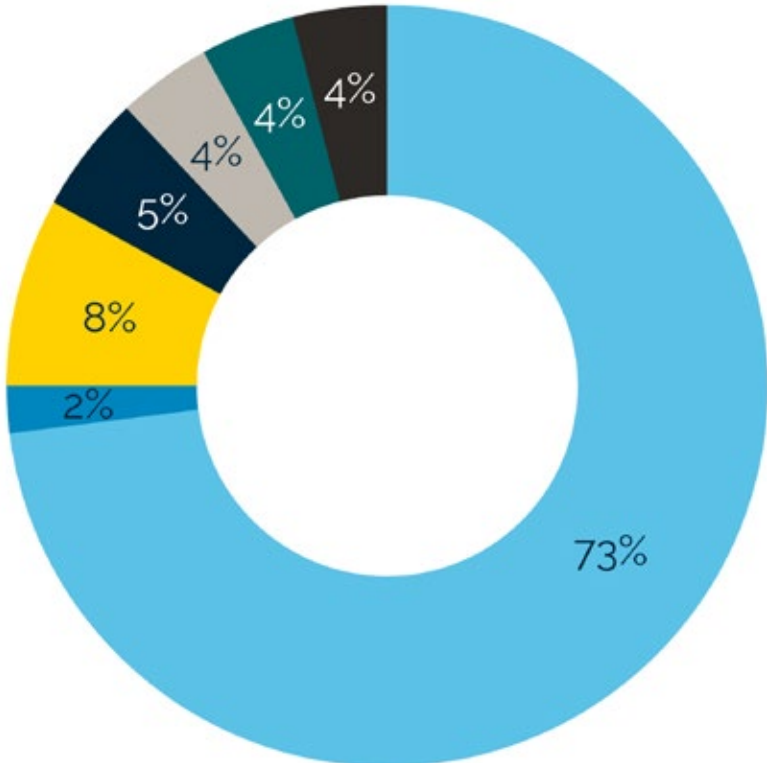
# Income and Expenditure

Income	\$	
Fees	6,830,294	27%
State and Commonwealth Funding	17,533,530	69%
Trading and Other Income	983,437	4%
Total	25,347,261	



- Fees
- State and Commonwealth Funding
- Trading and Other Income

Expenditure	\$	
Salaries	17,008,199	73%
Interest/Bank Charges	478,856	2%
Depreciation & Asset Write Off	1,760,607	8%
Trading and Other Expenditure	1,215,546	5%
Tuition Expenses	850,715	4%
Facilities & Utilities	1,049,110	4%
ICT & Insurance	876,663	4%
Total	23,239,696	



- Salaries
- Interest/Bank Charges
- Depreciation & Asset write off
- Trading and Other Expenditure
- Tuition Expenses
- Facilities & Utilities
- ICT & Insurance

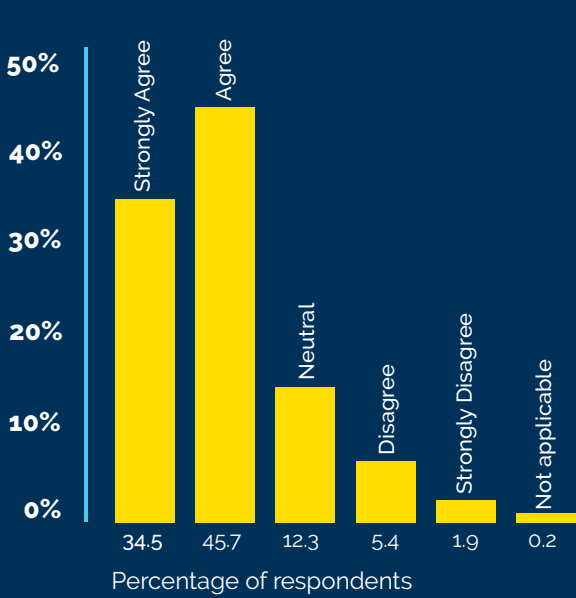


# Community Satisfaction

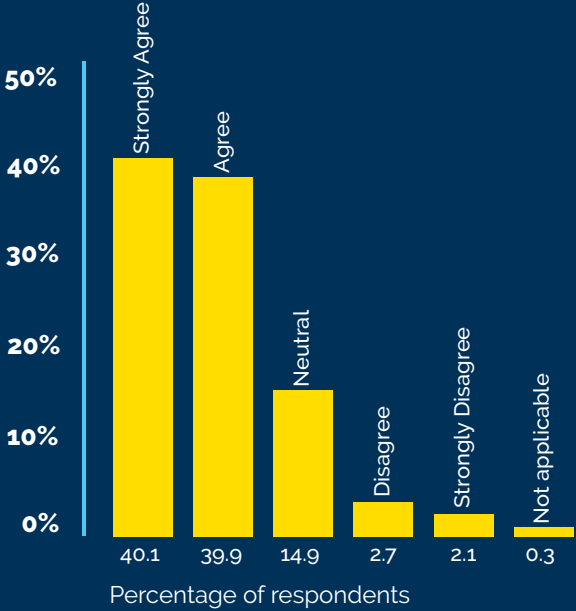
To determine the level of satisfaction of Mandurah Baptist College from our community, a School Results Survey was conducted. The College is always mindful of feedback from our community and will continue to work towards improvement in all areas.

### Parent Survey:

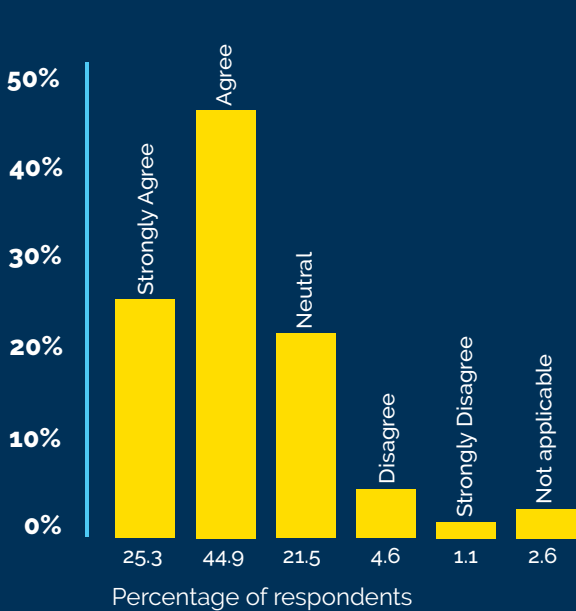
My child/ren speak/s positively about Mandurah Baptist College.



I recommend Mandurah Baptist College to others as a 'school of choice'.



There are suitable pastoral care programs in place at MBC to develop the social and emotional wellbeing of my son or daughter.



Mandurah Baptist College offers a broad and relevant curriculum.

