



**MANDURAH
BAPTIST COLLEGE**

BE STRONG & COURAGEOUS

Annual Report **2021**



"We thank God for our team of dedicated staff
who are committed to our students."

From the College Board

Board Annual Report 2021

During 2021 the College experienced minimal disruptions when compared to the world and other Australian states, for which we are thankful.

This gave staff students and families a great opportunity to experience a relatively normal education environment,

It has been a privilege to see students, staff and College families unite, go the extra mile and produce some amazing results academically and pastorally. The College Board are grateful for the privilege of serving the whole College.

In July, Miss Tracy Holmes left the College to take up a new position at Carey Baptist College. After nationwide advertising, Mr Matt Dusci was appointed Principal of the Secondary School. Mr Dusci was promoted from the Deputy Principal Curriculum role at Mandurah Baptist College. He has settled into his new responsibility and led the College with insight and maturity for which the College Board are grateful.

The College Board are committed to supporting Mr Dusci, Mr Gratton and our staff to fulfill the College mission *"To provide an excellent education in a Christian context, developing life ready students who reflect the character of Jesus"*, by providing good governance and resources.

This year the College Master Plan continued with the building of the new STEAM Centre. This caused some disruption for students and staff, but as with most challenges we keep our eyes on what will be. Once completed, the STEAM Centre will provide the College with a state-of-the-art building creating great opportunities for each student to receive an education that builds on their talents and natural abilities and prepares them for the world beyond school.

While buildings are necessary, the holistic wellbeing of our students and staff are our priority. We thank God for our team of dedicated staff who are committed to our students.

At the end of the year, we farewelled a number of staff who have served the College faithfully - some over many years. We are thankful to God for each one and wish them God's blessings as they move to promotional positions or new experiences.

Philip Bryant
Board Chair



Mr Judson Lorkin, Mr Luke Mason, Mr Richard Di Perna, Mrs Juliette Somerville, Mrs Nina Tassell, Mr Dean Oates, Rev. Philip Bryant | Not Pictured: Mrs Darrilyn Dawson

From the Principals

“Our staff believe in the potential of all students to succeed and are committed to cultivating their academic, social, and spiritual wellbeing.”

At Mandurah Baptist College we believe in the unique value of each child, and our staff work hard every day to help our students know and reach their potential. Christian values live at the heart of our community, where every student is nurtured and supported on their learning journey.

2021 was another positive and successful year for Mandurah Baptist College, with deep learning experiences and many opportunities for growth throughout the year. Our academic program continued to cater for a wide range of learners, with opportunities for extension and support built deeply into our teaching and learning culture. Opportunities beyond the classroom continue to be a hallmark of the College and provide rich learning experiences for our students.

While the year continued to have challenges, as the effects of the global COVID-19 pandemic continued to be felt by schools, our community rose to the occasion and flexibly pivoted where necessary, whether it was online learning or changes to College events and activities. The support and cooperation of our College community enabled students to continue learning, despite disruptions.

2021 was also a year of possibility and potential. During the year construction of Stage 2 of the College's new Master Plan commenced. This stage will consist of a state-of-the-art STEAM Centre that incorporates outstanding new facilities for science, technologies, engineering, the arts, and mathematics. This new facility will flow seamlessly into the existing Lakes Theatre building, which will enjoy an expanded and refurbished foyer, as well as upgraded facilities for music and drama. We look forward to the completion of this facility, and the enhancement it will bring to our College, in late 2022.

2021 also saw a significant change of leadership for the College, with the departure of Miss Tracy Holmes, our Senior School Principal for eight and a half years. Miss Holmes served with distinction and excellence during her time at MBC, giving outstanding leadership and service to our community. Our school was truly enriched by the time that she spent here.

So, we can look back on the year that was with a spirit of gratitude; gratitude that as a community we were able to provide an excellent Christian-based education to our students that helped them to be life-ready and encouraged them to reflect the character of Jesus through all the triumphs and challenges of the year.

To our dedicated and tireless staff we say thank you. Thank you for your passion in developing the students at the College by providing them with rich learning experiences and in guiding them as they grow and mature through their years of education. Your dedication and professionalism continues to allow Mandurah Baptist College to provide an excellent education to our students.

To our Parents and Community; thank you for supporting the College and your child in their learning this year. Without your partnership, we would not be able to be successful in our learning program for students – you are so important in this process.

To our College Board; thank you for your tireless support and work on behalf of the College. Your wisdom, guidance and governance are invaluable.

Thank you to our entire community for your contribution to what we do here at MBC, for helping us to make a difference in the lives of our students, and for supporting us as we engage them in meaningful learning and cultivate their growth as individuals.



Mr Rob Gratton
Principal - Primary School



Mr Matt Dusci
Principal - Senior School

Teacher Standards and Qualifications

Mandurah Baptist College staff are committed to educational excellence, and invest significant time in professional learning and associations to retain currency of relevant information and to maintain ongoing learning and compliance with registration standards.

The College's teachers come from diverse educational backgrounds and bring a wealth of professional experience to enhance the learning experiences of students. A wide range of expertise enables the provision of quality and challenging programs across all learning areas. The majority of teaching staff have more than ten years relevant teaching experience. To enhance learning support at Mandurah Baptist College, the College has invested in support staff and in providing opportunities for whole staff training.

Highest Qualification	No. of Teachers	% Teachers
Doctorate	1	1%
Masters	8	8%
Honours/Post Graduate	39	41%
Bachelor Degree	44	46%
Diploma	4	4%
Total Number of Teachers	96	100%

Workforce Composition:

The total workforce composition of Mandurah Baptist College (both teaching and non-teaching) is:

- Female 129
- Male 37
- Total 166

Student Attendance

At School in 2021

Year Group	Percentage of Attendance
Kindergarten	92.48
Pre-Primary	92.05
Year 1	94.18
Year 2	93.56
Year 3	93.38
Year 4	93.39
Year 5	94.12
Year 6	93.35
Year 7	92.5
Year 8	91.87
Year 9	90.43
Year 10	88.08
Year 11	88.9
Year 12	90.46

Management of non-attendance:

- Teachers mark the attendance register twice daily in the Primary School and in every class during the day in the Secondary School. Correspondence received explaining student absences is recorded on the attendance register.
- Text messages are sent daily to parents if no contact has been made with the school. Replies to daily text messages explaining student absences are recorded on the attendance register.
- During Week 5, each term, as well as, at the end of each term, follow-up contact (letter/email) is made if no written explanation of the absence has been received from the parent/guardian.
- Students who have failed to attend (without notification) after four days are personally followed up by the Receptionist/Deputy Principal/Principal through a phone call or parent meetings, including home visits as necessary.
- A small number of compulsory events are required by students as part of the MBC community. Attendance is taken at these events.
- Support is available to families who experience attendance issues via the Student Support team.



Student Achievement

Mandurah Baptist College recognises exceptional student achievements in 2021

- Top ATAR 99.6
- 97% offered a place at university (State - 91%)
- 79% of students were offered their first preference for university (State - 66%)
- Out of 23 subjects:
 - 'School Moderated Mean' – 13 subjects above state
 - 'School Exam Mean' – 12 subjects (or components) above state
 - 'School Standardised Course Combined Score' – 11 subjects above state
- 3 students received Certificates of Distinction and 6 students received Certificates of Merit
- 1 student received a subject Certificate of Excellence for English ATAR
- 62 students completed 76 VET qualifications during Year 11-12

The Senior School is very proud of the students' individual progress and recognises students who achieve at a high level annually.

Senior students (Years 11-12) who achieve over 80% for assessments are acknowledged with a Club 80 certification, and in 2021 over 646 certificates were

issued. Additionally, a total of 54 Certificates of Academic Merit, Distinction or High Distinction were given out across both semesters for students who achieved at least 2 grades at an 'A' level in a WACE course throughout the year. In the Lower School (Years 7-10) a total of 213 Certificates of Academic Merit, Distinction or High Distinction were given out across both semesters to students who achieved at least 5 grades at 'A' level.

ATAR Range	Number of Students	% of group
95.00 - 99.95	4	11.8%
90.00 - 94.95	4	11.8%
85.00 - 89.95	5	14.7%
80.00 - 84.95	2	5.9%
75.00 - 79.95	3	8.8%
70.00 - 74.95	4	11.8%
65.00 - 69.95	3	8.8%
60.00 - 64.95	3	8.8%
55.00 - 59.95	2	5.9%
50.00 - 54.95	2	5.9%
< 50.00	2	5.9%
Total	34	

Secondary Education

Students are eligible to achieve their WACE through a combination of courses and programs delivered wholly at the College, in conjunction with the College or via College partnerships with a continually growing number of external providers. Courses completed outside of the College are supported by administration and management from within the College.

Secondary Outcomes:

Year 12 Students	Percentage
Attaining a WACE	97%
Attaining a vocational education and training qualification	43%
Completing an endorsed program	32%

Post-school destinations:

Students successfully attained placements at universities, TAFEs, traineeships and apprenticeships. Statistics from the Tertiary Institution Services Centre (TISC) that relate to university entrance are shown below. Please note that these statistics do not fully capture how many students have entered university study this year as they do not account for early offers or universities that do not take applications through TISC.

	Total
Number of students with an ATAR who applied for university placements	21
Median ATAR of the students who applied for university placements	83.25
Number of students with a first preference (including non-ATAR)	33
Number of students offered their first preference	26
Number of students offered any of their preferences	32
Number of students who have enrolled	25
Number of students who have deferred	2





NAPLAN Results

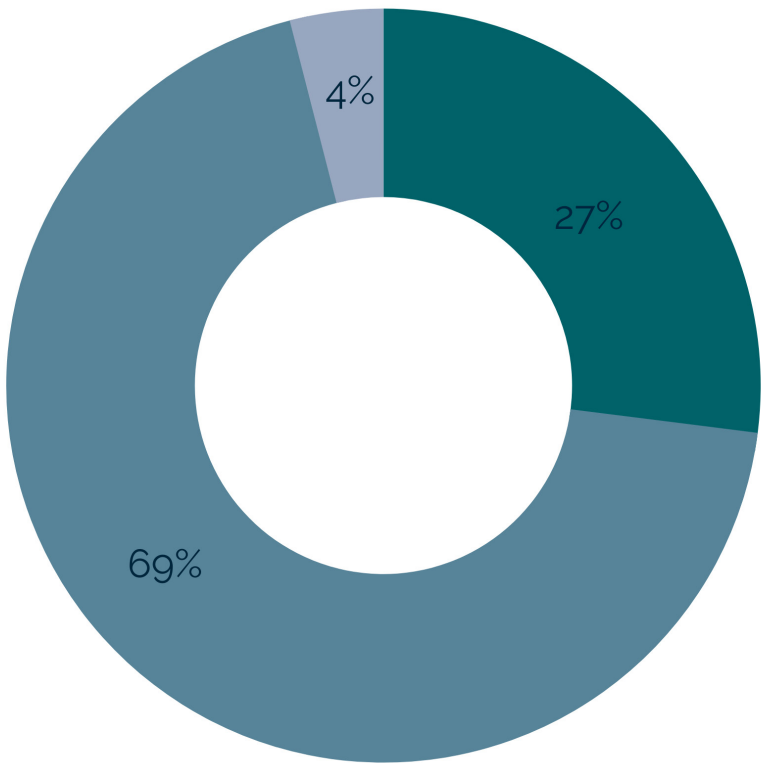
Reading	National	State	MBC
Year 3	437	426	418
Year 5	512	505	511
Year 7	542	538	537
Year 9	578	587	588
Writing	National	State	MBC
Year 3	425	426	428
Year 5	480	481	483
Year 7	522	527	532
Year 9	551	564	565
Spelling	National	State	MBC
Year 3	421	410	393
Year 5	505	503	490
Year 7	549	547	540
Year 9	580	583	571
Grammar & Punctuation	National	State	MBC
Year 3	433	421	411
Year 5	503	497	491
Year 7	533	530	532
Year 9	571	576	576
Numeracy	National	State	MBC
Year 3	403	395	384
Year 5	495	489	488
Year 7	551	549	541
Year 9	588	596	592

School Funding

School Income by Funding Source

School Income

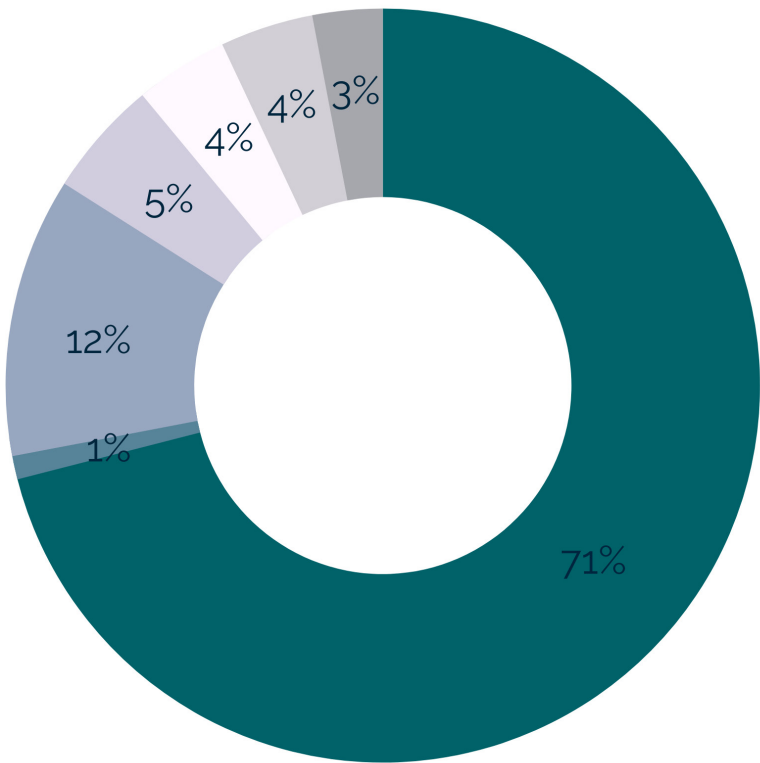
Income	Amount	
Fees	6,502,549	27%
State and Commonwealth Funding	16,484,970	69%
Trading and Other Income	926,132	4%
Total	23,913,651	



- Fees
- State and Commonwealth Funding
- Trading and Other Income

School Expenditure

Expenditure	Amount	
Salaries	15,991,609	71%
Interest/Bank Charges	175,599	1%
Depreciation & Asset write off	2,664,325	12%
Trading and Other Expenditure	1,161,513	5%
Tuition Expenses	819,336	4%
Facilities & Utilities	976,658	4%
ICT & Insurance	769,196	3%
Total	22,558,236	



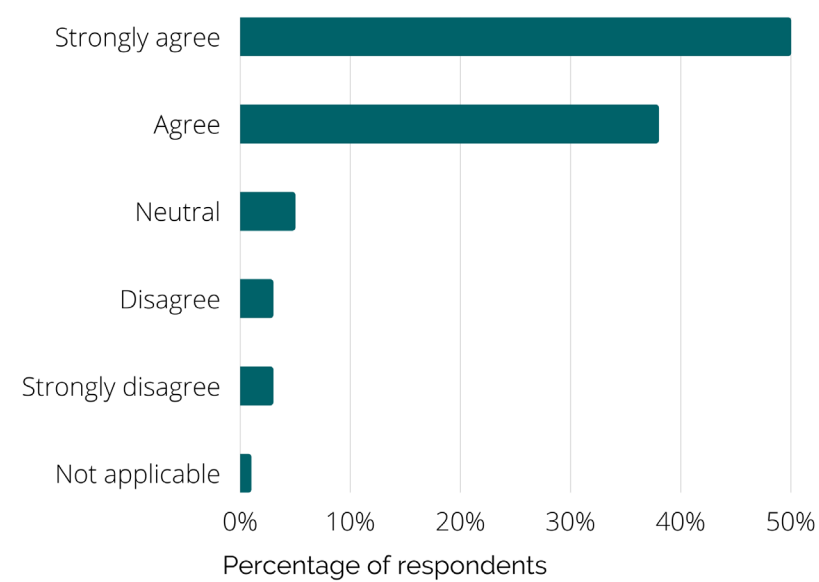
- Salaries
- Interest/Bank Charges
- Depreciation & Asset write off
- Trading and Other Expenditure
- Tuition Expenses
- Facilities & Utilities
- ICT & Insurance

Community Satisfaction

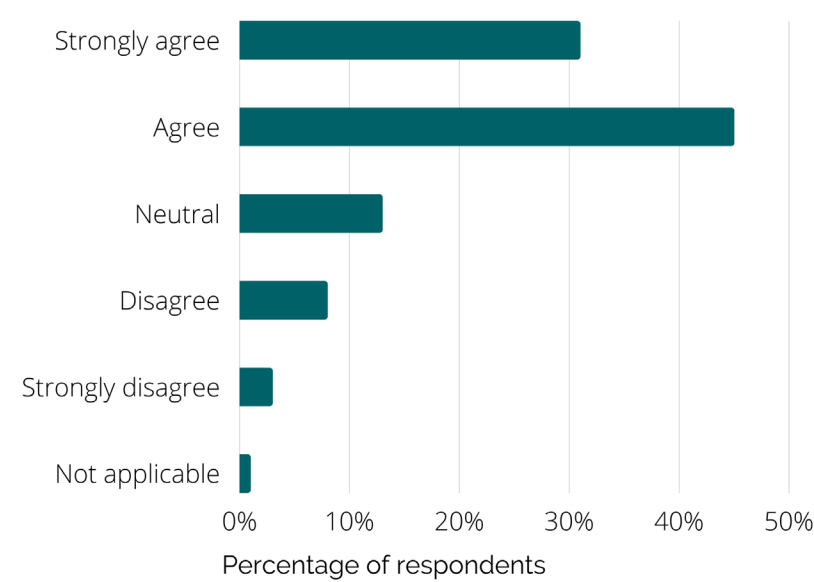
To determine the level of satisfaction of Mandurah Baptist College from our community, School Opinion Surveys on communication were conducted. The College is always mindful of feedback from our community and will continue to work towards improvement in all areas.

Parent Survey:

My child feels safe at Mandurah Baptist College.

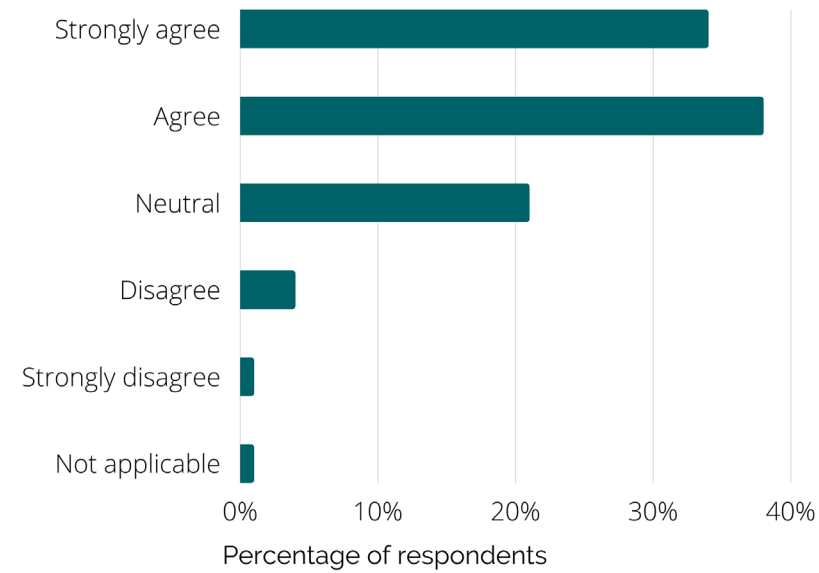


My child learning needs are being met at Mandurah Baptist College.

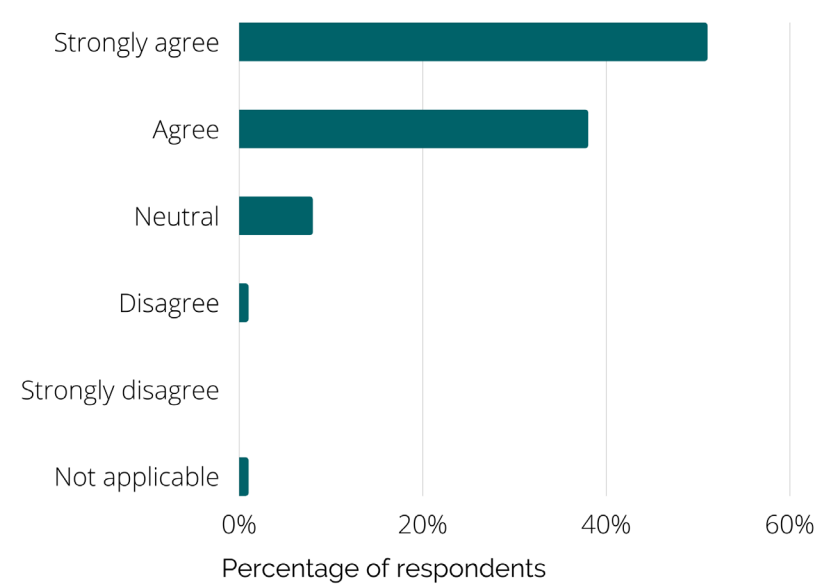


Staff Survey:

I feel well supported at Mandurah Baptist College.

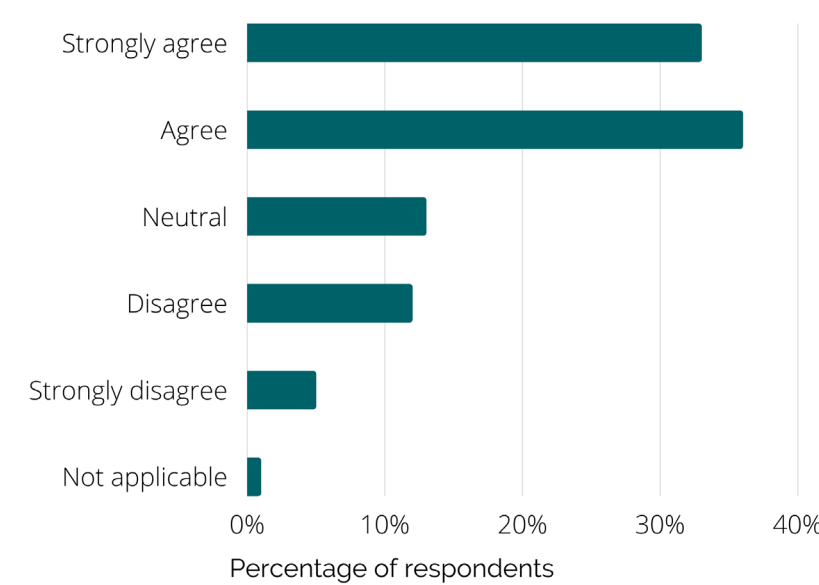


Mandurah Baptist College looks for ways to improve.



Student Survey:

Mandurah Baptist College gives me opportunities to do interesting things.



My teachers at Mandurah Baptist College provide me with useful feedback about my school work.

