



**MANDURAH
BAPTIST COLLEGE**

BE STRONG & COURAGEOUS

Annual Report 2019



From the Board

Board Annual Report 2019

The Board of Mandurah Baptist College have been privileged to serve God by serving its students, families and staff during 2019.

Mandurah Baptist College's mission is "through excellence in Christian-based education, to develop life-ready students who reflect the character of Jesus Christ". We are committed to fulfilling this mission by providing excellent governance and resources.

Board members are continually upskilling themselves to keep abreast of all that is needed to fulfil the College's mission and meets monthly to consider the many issues involved in leading the College.

During 2019 the Board and staff undertook a culture defining exercise. This led to redefining the College's values as:

Faith: We are committed to becoming more like Christ in all we do.

Growth: We are committed to continuously learning, improving, innovating and striving to know and reach our potential.

Relationships: We are committed to each other, caring for and protecting the MBC community.

Excellence: Excellence honours our calling and we are therefore committed to best practice and creating value for the MBC community.

Integrity: We are committed to knowing and doing what is right and behaving in a way that sets an example for the community around us.

As a community sharing our lives together, we are dedicated to living these values.

After approving the Master Plan in 2018, the Board worked with staff to complete the design and commence constructing the new Early Learning Centre. We have also continued to work on developing the new STEAM Centre plans for which we anticipate construction to commence in 2020. These buildings will provide staff and students with cutting edge resources and enhanced educational opportunities.

The Board is thankful for:

- a team of dedicated and committed staff who provide each student with a positive education experience that equips them to maximise their God-given talents and gifts as they move through life.
- parents for entrusting their children to us.
- God who continues to amaze us with His goodness, love and provision.

Rev. Philip Bryant
Board Executive Chair

“Excellence honours our calling and we are therefore committed to best practice and creating value for the MBC community”

The MBC Board



Rev. Philip Bryant
Board Executive Chair



Mrs Anina Findling
Secretary



Mr Luke Mason
Treasurer



Dr Phil Ridden



Mrs Nina Tassell



Mr Dean Oates



Mr Richard Di Perna



Mrs Juliettie Somerville

From the Principals

'Change brings opportunity'

Christian values live at the heart of the Mandurah Baptist College community, where every student is nurtured and supported on their learning journey. Mandurah Baptist College staff believe in the potential of all students to succeed and are committed to cultivating their academic, social and spiritual wellbeing.

2019 was a positive and successful year full of rich learning experiences for our students and it was also a year signalling change, and change is what education is about. New opportunities, new challenges and new opportunities to develop and succeed.

2019 saw the commencement of the Early Learning Centre (ELC), which marked the first stage in our College's Master Plan development. The ELC consists of nine state-of-the-art early childhood education classrooms and facilities and an architecturally designed nature playground. The ELC will greatly enhance the quality of the educational experiences our youngest students are provided with and enable an increasing number of students to join the Primary School as it grows to three streams of students in every year level.

At the other end of the schooling journey it was wonderful to see our Year 12s through to Graduation and the fruit of all the years of labour and investment: to see students heading off into their chosen pathways, as well as value the great impact our 18 year olds can make as strong cultural leaders in our community.

As we reflect on 2019 it is also with a great sense of gratitude for all the contributors to our MBC community: for the excellent staff we enjoy working with every day and who give so much towards our students' development; for the parents and guardians who support the learning and community programs; to our Board for their wise governance and support; and the many community partners who assist and support the College and its programs - we have much to be thankful for.

Rob Gratton and Tracy Holmes

Principals - Mandurah Baptist College



Rob Gratton
Principal - Primary School



Tracy Holmes
Principal - Secondary School

Teacher Standards and Qualifications

Mandurah Baptist College staff are committed to educational excellence, and invest significant time in professional learning and associations to retain currency of relevant information and to maintain ongoing learning and compliance with registration standards.

The College's teachers come from diverse educational backgrounds and bring a wealth of professional experience to enhance the learning experiences of students. A wide range of expertise enables the provision of quality and challenging programs across all learning areas. The majority of teaching staff have more than ten years relevant teaching experience. To enhance learning support at Mandurah Baptist College, the College has invested in support staff and in providing opportunities for whole staff training.

Highest Qualification	No. of Teachers	% Teachers
Doctorate	1	1%
Masters	7	7%
Honours/Post Graduate	21	22%
Bachelor Degree	55	57%
Diploma	12	13%
Total Number of Teachers	96	100%

Workforce Composition:

The total workforce composition of Mandurah Baptist College (both teaching and non-teaching) is:

- Male: 40
- Female: 106
- Total: 146

Student Attendance

At School in 2019

Year Group	Percentage of Attendance
Pre-Primary	92.74%
Year 1	92.63%
Year 2	93.41%
Year 3	92.98%
Year 4	93.48%
Year 5	94.32%
Year 6	92.91%
Year 7	93.67%
Year 8	93.40%
Year 9	93.39%
Year 10	91.06%
Year 11	88.92%
Year 12	89.40%

Management of non-attendance:

- Teachers mark the attendance register twice daily in the Primary School and in every class during the day in the Secondary School. Correspondence received explaining student absences is recorded on the attendance register.
- Text messages are sent daily to parents if no contact has been made with the school. Replies to daily text messages explaining student absences are recorded on the attendance register.
- On a weekly basis, follow-up contact (letter/email) is made if no written explanation of the absence has been received from the parent/guardian.
- Students who have failed to attend (without notification) after 4 days are personally followed up by the Receptionist/Deputy Principal/Principal through parent meetings, including home visits as necessary.
- A small number of compulsory events are required by students as part of the MBC community. Attendance is taken at these events.
- Support is available to families who experience attendance issues via the Student Support team.



Student Achievement

Mandurah Baptist College recognises exceptional student achievements in 2019.

- A Top ATAR Score of 98.8
- 74.6% of students gained their first preference to university (total for WA - 67.4%)
- 93.0% offered place at university (total for WA - 92.5%)
- Out of 25 subjects:
 - 'School Moderated Mean' – 14 subjects above the state;
 - 'School Exam Mean' – 13 subjects (or components) above state;
 - 'School Standardised Course Combined Score' – 11 subjects above state
- Two MBC courses identified in the 'schools with highest performing students in Year 12 ATAR courses' list – Visual Arts & Literature
- Four students received Certificates of Distinction and 10 students received Certificates of Merit
- 51 students completed 83 VET qualifications during Year 11-12

The Secondary School is very proud of the students' individual progress and recognises students who achieve at a high level annually.

Secondary students (Years 11-12) who achieve over 80% for assessments are acknowledged with a Club 80 certification, and in 2019 over 930 certificates were issued. Additionally, a total of 136 Certificates of Academic Merit, Distinction or High Distinction were given out across both semesters for students who achieved at least 1 grade at an 'A' level in a WACE course in Semester 1 or 2 grades at an 'A' level in a WACE course in Semester 2.

In the Lower School (Years 7-10) a total of 251 Certificates of Academic Merit, Distinction or High Distinction were given out across both semesters to students who achieved at least 5 grades at 'A' level.

ATAR Range	Number of students	% of group
95.00 - 99.95	5	8.1%
90.00 - 94.95	4	6.5%
85.00 - 89.95	8	12.9%
80.00 - 84.95	6	9.7%
75.00 - 79.95	12	19.4%
70.00 - 74.95	6	9.7%
65.00 - 69.95	5	8.1%
60.00 - 64.95	4	6.5%
55.00 - 59.95	6	9.7%
50.00 - 54.95	3	4.8%
< 50.00	3	4.8%
Total	62	

Secondary Education

Students are eligible to achieve their WACE through a combination of courses and programs delivered wholly at the College, in conjunction with the College or via College partnerships with a growing number of external providers. Courses completed outside of the College are supported by administration and management from within the College.

Secondary Outcomes:

Year 12 Students	Percentage
Attaining a WACE	95%
Attaining a vocational education and training qualification	51%
Completing an endorsed program	26%

Post-school destinations:

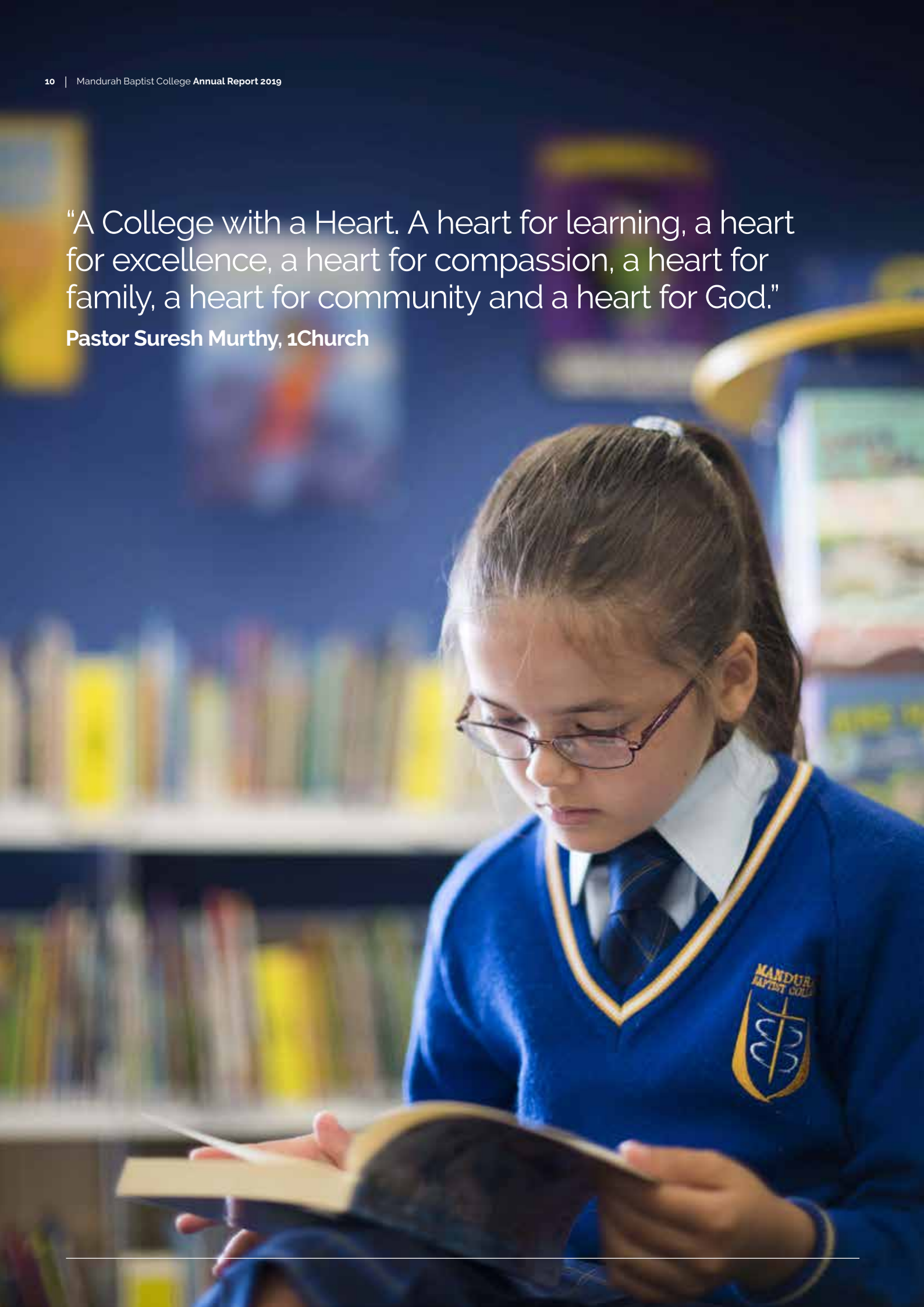
Students successfully attained placements in universities, TAFEs, traineeships and apprenticeships. Statistics that are currently available are shown below:

	Total
Number of students with an ATAR who applied for university placements	60
Median ATAR of the students who applied for university placements	77.00
Number of students with a first preference (including non-ATAR)	71
Number of students offered their first preference	56
Number of students offered any of their preferences	66
Number of students who have enrolled	48
Number of students who have deferred	14



“A College with a Heart. A heart for learning, a heart for excellence, a heart for compassion, a heart for family, a heart for community and a heart for God.”

Pastor Suresh Murthy, 1Church



NAPLAN Results

Reading	National	State	MBC
Year 3	432	427	421
Year 5	506	504	508
Year 7	546	546	535
Year 9	580	589	580

Writing	National	State	MBC
Year 3	423	420	400
Year 5	474	471	490
Year 7	513	513	516
Year 9	549	558	567

Spelling	National	State	MBC
Year 3	419	412	398
Year 5	501	500	491
Year 7	546	547	522
Year 9	582	587	572

Grammar & Punctuation	National	State	MBC
Year 3	440	435	424
Year 5	499	498	499
Year 7	542	542	532
Year 9	573	579	568

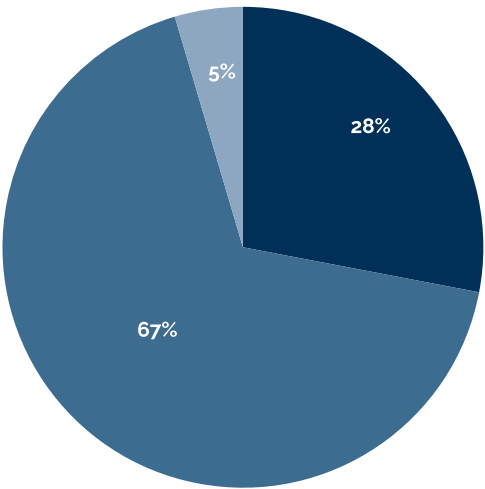
Numeracy	National	State	MBC
Year 3	408	405	413
Year 5	496	492	489
Year 7	554	558	548
Year 9	592	602	595

School Funding

School Income by Funding Source

School Income

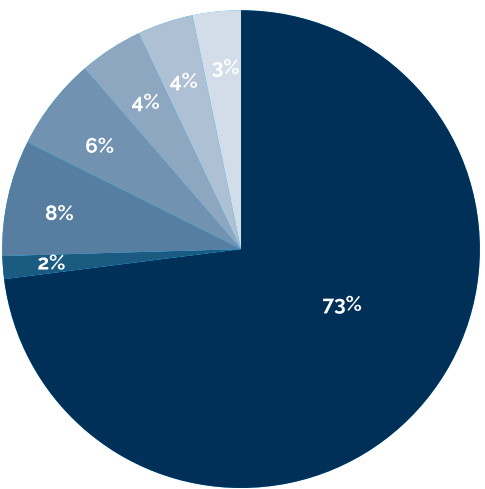
Income	Amount	
Fees	6,245,254	28%
State and Commonwealth Funding	15,040,050	67%
Trading and Other Income	1,020,525	5%
Total	22,305,829	



- Fees
- State and Commonwealth Funding
- Trading and Other Income

School Expenditure

Expenditure	Amount	
Salaries	14,089,063	73%
Interest/Bank Charges	298,187	2%
Depreciation	1,512,145	8%
Trading and Other Expenditure	1,211,282	6%
Tuition Expenses	831,640	4%
Facilities & Utilities	730,406	4%
ICT & Insurance	628,637	3%
Total	19,301,360	



- Salaries
- Interest/Bank Charges
- Depreciation
- Trading and Other Expenditure
- Tuition Expenses
- Facilities & Utilities
- ICT & Insurance



Community Satisfaction

To determine the level of satisfaction of Mandurah Baptist College from our community, School Opinion Surveys on communication were conducted. The College is always mindful of feedback from our community and will continue to work towards improvement in all areas.

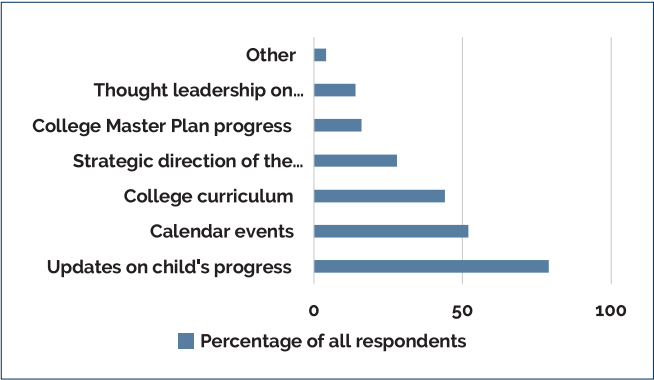
Why did you choose MBC for your child? (Select all that apply)

- Values – 65%
- College reputation – 58%
- Location – 52%
- Behaviour management – 38%
- Academic excellence – 35%
- Curriculum offering – 19%
- Co-curricular offering – 6%
- Other – 4%

Which areas would you like to receive more communication on from MBC? (select all that apply)

- Updates on your child's progress – 79%
- Calendar events – 52%
- College curriculum – 44%
- Strategic direction of the College – 28%
- College Master Plan progress – 16%
- Thought leadership on education related topics – 14%
- Other – 4%

“To be surrounded by likeminded people who value a decent education”

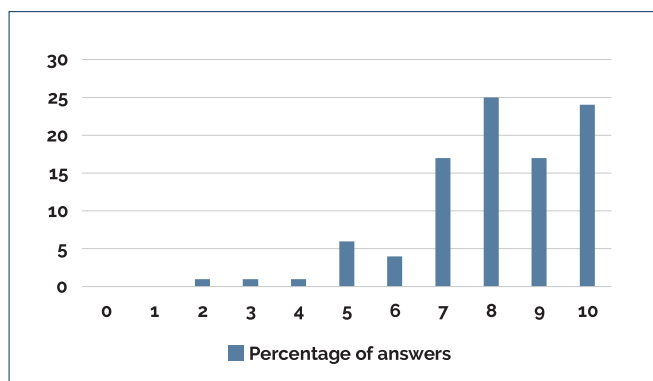




Please rate overall communication from the College?

(From 0 – poor to 10 – excellent)

Average 8.0



How can MBC communicate better with you?

"MBC is excellent at communication, my other child was at another school in the area and the communication was poor. I always knew what was expected for a sports carnival, excursion, what times and what to bring."

"Happy with the current communication. If any I would like more feedback about my high school son's behaviour and academic progress throughout each term rather than at the end."

"More notice provided about planned events/meeting."



MANDURAH
BAPTIST COLLEGE

BE STRONG & COURAGEOUS