



MANDURAH
BAPTIST COLLEGE

Annual Report 2020



"While buildings are necessary, students are our priority at MBC, and our staff are the key to providing an excellent education."

From the Board

Board Annual Report 2020

The year of 2020 entered new territory, presenting our entire College community with unforeseen challenges.

Few could forget what it was like to face the uncertainty of lockdowns, travel restrictions and event cancellations. While Western Australia was largely protected from the drastic measures enforced elsewhere in the world, it did mean that staff, students, parents and the Board were forced into a new way of life, not knowing what each day's news would bring and how it would impact on the delivery and reception of education. This forced us all to become more agile and resilient amidst the stress of the continued upheaval on all our lives.

Mandurah Baptist College Board have been privileged to serve our students, families and staff during these challenging times. Our mission is "through excellence in Christian based education to develop life ready students who reflect the character to Jesus". We are committed to supporting Mr Gratton, Miss Holmes and our staff as they fulfil this mission by providing the necessary governance and resources.

The opening of new Early Learning Centre completed the first stage of the Master Plan, providing a wonderful asset and opportunity for those commencing their education at MBC. The STEAM Centre commenced in November and will further enhance and support the education offered at MBC.

While buildings are necessary, students are our priority at MBC, and our staff are the key to providing an excellent education. We thank God for our team of dedicated staff who are committed to our students and mission. We are also thankful for our vital support staff who work tirelessly behind the scenes to ensure the smooth running of the College.

This year, the College received an unqualified Audit Report which is a testimony to our Finance team and their thorough management of the finances entrusted to the College.

Finally, thank you to Mr Gratton, Miss Holmes and the Board for their dedicated leadership over the past 12 months, which ensured that MBC continued to provide students with a positive education experience that empowers them to maximise their God-given gifts and talents.

Rev. Philip Bryant
Board Executive Chair

The MBC Board



Rev. Philip Bryant
Board Executive Chair



Mrs Anina Findling
Secretary



Mr Luke Mason
Treasurer



Dr Phil Ridden



Mrs Nina Tassell




Mr Dean Oates



Mr Richard Di Perna



Mrs Juliettie Somerville



Mrs Darrilyn Dawson
(picture not available)

From the Principals

“In the middle of every difficulty lies opportunity”

Throughout a challenging year, Mandurah Baptist College encouraged students to not only to ‘reframe’ the complexities of a rapidly evolving COVID reality, but to support them in becoming agile learners, who continue to flourish across all disciplines.

Embracing the College values of Faith, Relationships, Growth, Excellence and Integrity, our staff wholeheartedly recognised the potential of every child to succeed, providing flexible platforms that encouraged students to thrive academically, socially and spiritually.

Supported by impressive levels of care, students continued to engage in daily lessons, as well as opportunities to connect and develop new skills in navigating a changing environment. The true value of community was attained by virtue of its absence. Although we know that change is inevitable, students learned valuable lessons in the way change can bring innovation, growth, insight and appreciation.

We extend our gratitude to all community members for their part in ensuring we enjoyed a memorable (for all the right reasons) 2020:

- To the excellent staff who every day gave so much towards our students' development each day either on-site or as remote learning modes; in the provision of support and encouragement as a stable core.
- To the parents and guardians for supporting a unique learning program, some learning new skills.
- To our Board for their wise governance and support throughout.
- To the many community partners who encouraged and worked with the College to provide a robust program.

Thank you all for working as a whole community, to ensure that Mandurah Baptist College students did not miss out, but instead enjoyed stability, excellent education, and care throughout.

Rob Gratton and Tracy Holmes
Principals - Mandurah Baptist College



Rob Gratton
Principal - Primary School



Tracy Holmes
Principal - Secondary School

Teacher Standards and Qualifications

Mandurah Baptist College staff are committed to educational excellence, and invest significant time in professional learning and associations to retain currency of relevant information and to maintain ongoing learning and compliance with registration standards.

The College's teachers come from diverse educational backgrounds and bring a wealth of professional experience to enhance the learning experiences of students. A wide range of expertise enables the provision of quality and challenging programs across all learning areas. The majority of teaching staff have more than ten years relevant teaching experience. To enhance learning support at Mandurah Baptist College, the College has invested in support staff and in providing opportunities for whole staff training.

Highest Qualification	No. of Teachers	% Teachers
Doctorate	1	1%
Masters	8	8%
Honours/Post Graduate	35	36%
Bachelor Degree	48	50%
Diploma	4	4%
Total Number of Teachers	96	100%

Workforce Composition:

The total workforce composition of Mandurah Baptist College (both teaching and non-teaching) is:

- Female 120
- Male 37
- Total 157

Student Attendance

At School in 2020

Year Group	Percentage of Attendance
Pre-Primary	PENDING
Year 1	92.03%
Year 2	94.18%
Year 3	93.23%
Year 4	95.71%
Year 5	92.77%
Year 6	94.27%
Year 7	93.58%
Year 8	93.10%
Year 9	91.07%
Year 10	90.97%
Year 11	PENDING
Year 12	PENDING

Management of non-attendance:

- Teachers mark the attendance register twice daily in the Primary School and in every class during the day in the Secondary School. Correspondence received explaining student absences is recorded on the attendance register.
- Text messages are sent daily to parents if no contact has been made with the school. Replies to daily text messages explaining student absences are recorded on the attendance register.
- On a weekly basis, follow-up contact (letter/email) is made if no written explanation of the absence has been received from the parent/guardian.
- Students who have failed to attend (without notification) after four days are personally followed up by the Receptionist/Deputy Principal/Principal through parent meetings, including home visits as necessary.
- A small number of compulsory events are required by students as part of the MBC community. Attendance is taken at these events.
- Support is available to families who experience attendance issues via the Student Support team.



Student Achievement

Mandurah Baptist College recognises exceptional student achievements in 2020.

- A top ATAR 98.85
- 56% of students gained their first preference to university (State - 68%)
- 88% offered place at university (State 91%)
- Out of 25 subjects:
 - 'School Moderated Mean' – 6 subjects above state;
 - 'School Exam Mean' – 6 subjects (or components) above state;
 - 'School Standardised Course Combined Score' – 6 subjects above state
- Two students received Certificates of Distinction and 6 students received Certificates of Merit
- Two students received subject Certificates of Excellence for Mathematics Applications ATAR
- 80 students completed 119 VET qualifications during Year 11-12

The Senior School is very proud of the students' individual progress and recognises students who achieve at a high level annually.

Senior students (Years 11-12) who achieve over 80% for assessments are acknowledged with a Club 80 certification, and in 2020 over 1924 certificates were issued. Additionally, a total of 59 Certificates of Academic Merit, Distinction or High Distinction were given out across both semesters for students who achieved at least 2 grades at an 'A' level in a WACE course throughout the year. In the Lower School (Years 7-10) a total of 229 Certificates of Academic Merit, Distinction or High Distinction were given out across both semesters to students who achieved at least 5 grades at 'A' level.

ATAR Range	Number of students	% of group
95.00 - 99.95	2	3.2%
90.00 - 94.95	1	1.6%
85.00 - 89.95	3	4.8%
80.00 - 84.95	8	12.7%
75.00 - 79.95	11	17.5%
70.00 - 74.95	8	12.7%
65.00 - 69.95	9	14.3%
60.00 - 64.95	5	7.9%
55.00 - 59.95	3	4.8%
50.00 - 54.95	6	9.5%
< 50.00	7	11.1%
Total	62	

Secondary Education

Students are eligible to achieve their WACE through a combination of courses and programs delivered wholly at the College, in conjunction with the College or via College partnerships with a growing number of external providers. Courses completed outside of the College are supported by administration and management from within the College.

Secondary Outcomes:

Year 12 Students	Percentage
Attaining a WACE	94%
Attaining a vocational education and training qualification	66%
Completing an endorsed program	30%

Post-school destinations:

Students successfully attained placements in universities, TAFEs, traineeships and apprenticeships. Statistics that are currently available are shown below. Please note that these TISC statistics will not capture all university placements, as all early offer programs did not run through TISC in 2020.

	Total
Number of students with an ATAR who applied for university placements	41
Median ATAR of the students who applied for university placements	74.75
Number of students with a first preference (including non-ATAR)	43
Number of students offered their first preference	24
Number of students offered any of their preferences	38
Number of students who have enrolled	20
Number of students who have deferred	1

NAPLAN Results

Due to COVID-19 the National Assessment Program – Literacy and Numeracy tests were cancelled in 2020.



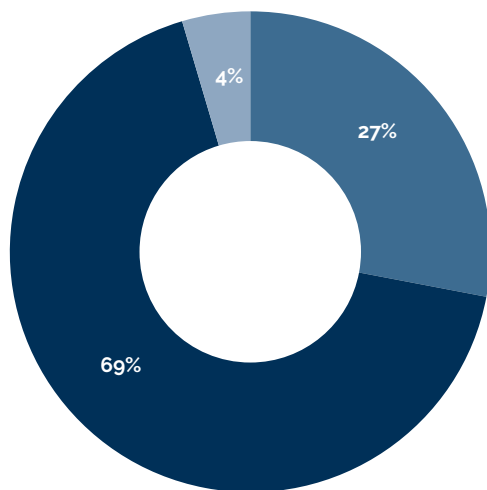


School Funding

School Income by Funding Source

School Income

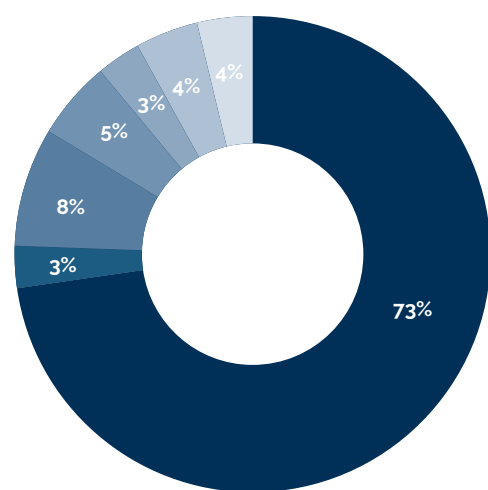
Income	Amount	
Fees	6,262,314	27%
State and Commonwealth Funding	15,750,314	69%
Trading and Other Income	922,369	4%
Total	22,934,997	



■ State and Commonwealth Funding
■ Fees
■ Trading and Other Income

School Expenditure

Expenditure	Amount	
Salaries	15,176,035	73%
Interest/Bank Charges	595,089	3%
Depreciation	1,683,303	8%
Trading and Other Expenditure	1,112,645	5%
Tuition Expenses	628,405	3%
Facilities & Utilities	891,190	4%
ICT & Insurance	784,156	4%
Total	20,870,823	

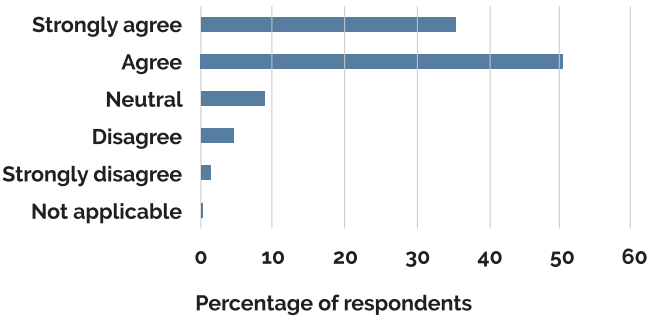


■ Salaries
■ Interest/Bank Charges
■ Depreciation
■ Trading and Other Expenditure
■ Tuition Expenses
■ Facilities & Utilities
■ ICT & Insurance

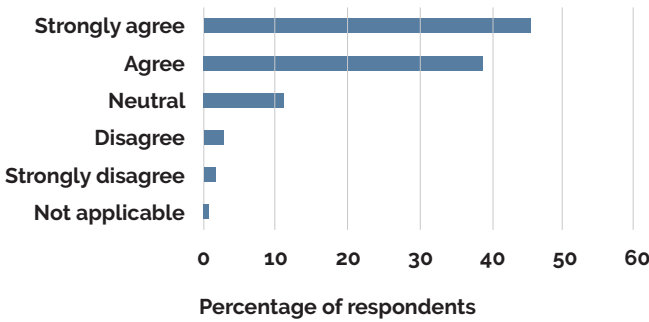
Community Satisfaction

To determine the level of satisfaction of Mandurah Baptist College from our community, School Opinion Surveys on communication were conducted. The College is always mindful of feedback from our community and will continue to work towards improvement in all areas.

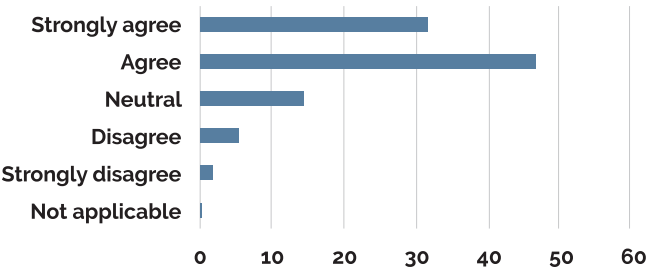
At Mandurah Baptist College, each child is encouraged to achieve the best of their ability.



I recommend Mandurah Baptist College to others as a 'school of choice'.



I have confidence in the teaching staff at Mandurah Baptist College.



2020 was a year of disruption due to COVID-19. How has the College performed during this period? Did you feel supported and well- informed?

"The College performed well and kept us well informed which gave us confidence in knowing that they are trying to provide the most safe and healthy environment for our kids."

"The college adapted swiftly. A credit to the teachers on managing all of the challenges so well."

"I was impressed with how the school kept going and how teachers were available to teach F2F and online; Not an easy task at all; Thank you for continuing to educate our kids through covid"





MANDURAH
BAPTIST COLLEGE

BE STRONG & COURAGEOUS