

# FROM THE BOARD



Each Board Member considers it an honour to serve Mandurah Baptist College. All are passionate about the mission of the College and give of their time and skills throughout the year. Each Board Member brings different skills and perspectives to the decision-making process. During 2018 Joseph Tan retired from the Board. We thank God for Joseph who served the Board with wisdom, faith and legal skills, from the planning stage. Richard Di Perna joined the Board and he brings his engineering skills to assist the College.

The Board's major role is to provide good governance and oversight of the College. This involves guiding and sustaining the College in a range of areas.

To facilitate more efficient governance the Board has three committees. They cover the areas Finance & Audit, Governance & Human Resources and Marketing & Information Technology. The committees research specific issues and provide reports and recommendations so that the Board can make informed decisions..

The Board approved the College Master Plan during 2018. This will see new buildings and significant upgrades to many existing buildings. The new plan is designed for further emphasise that the College is one College. It is the Board's desire that the staff and students be provided with up to date facilities and equipment to teach and learn into the future.

The Board carefully monitor the finances of the College to ensure that an affordable excellent education is provided to all students. This involves juggling priorities and demands that are constant and changing.

During 2018 we have been exploring the culture of the College and this will continue during 2019. It is also the Board's responsibility to look to the future and proactively adapt and change to meet the needs that will occur. To assist with this, we are very thankful to God for our Co-Principals, Miss Holmes and Mr Gratton and the whole staff – teaching and support. We often see them going the extra mile to fulfil the mission of the College. We are also thankful to families who entrust their children to the College for at least 35 hours per week.

Finally, the Board thank God as we continue to look to Him to lead and guide us on a journey that always involves challenges, blessings and changes.



Philip Bryant  
(Board Chair)



Anina Findling  
(Secretary)



Luke Mason  
(Treasurer)



Nina Tassell



Dean Oates



Richard Di  
Perna



Phil Ridden

# FROM THE PRINCIPALS

As a College community we believe that a positive learning climate, a strong sense of belonging, proactive pastoral care programs and high standards of behaviour contribute to both academic success and student well-being. Christian values live at the heart of our vibrant community, where every student is supported on their learning journey and encouraged to uphold the values of care and compassion.

As we reflect on the past year, we are very thankful for the outstanding staff who work and volunteer on site every day and who invest so much into our students' development. Knowing that students thrive when provided with a supportive climate of academic challenge, our aim is to ensure students enjoy many opportunities to discover and develop their individual skills, strengths and talents. Our supportive parent body and community volunteers only enhances this environment and undergird student development.

During the past twelve months Mandurah Baptist College has seen outstanding opportunities utilized to engage students in connecting learning to experience, encompassing film projects, local and interstate travel, theatre performances, sustainability, exhibitions, sporting and community events, camps, challenge projects and proactive student-initiated service.

Our students from Kindergarten to Year 12 have continued to pursue academic excellence as they engaged in their age/developmental level appropriate curriculum in which every child is encouraged to discover and develop their individual strengths to achieve their personal best. Of note was the College's recognition by The Australian Curriculum, Assessment and Reporting Authority for our students having demonstrated substantially above average gain in reading and/or numeracy achievement, as measured by NAPLAN.

During 2018 the College Board approved the commencement of the next phase of Mandurah Baptist College's buildings and facilities Master Plan. Stage One of the Master Plan will provide the College with an innovative and purpose built Early Learning Centre. Stage Two of the College Master Plan will encompass a Senior School STEAM Centre that incorporates outstanding new facilities for science, technologies, engineering, the arts and mathematics.

Since inception, Mandurah Baptist College has forged its reputation as one of the safest and most positive College communities in the Binjareb region, where each student is encouraged to challenge themselves and become courageous individuals.

Thank you to our staff, Board, students and parents/guardians for a wonderful 2018.



*Tracy Holmes*  
**Senior School**



*Rob Gratton*  
**Primary School**

## TEACHER STANDARDS & QUALIFICATIONS

Mandurah Baptist College staff are committed to educational excellence, and invest significant time in professional learning and associations to retain currency of relevant information and to maintain ongoing learning and compliance with registration standards

The College's teachers come from diverse educational backgrounds and bring a wealth of professional experience to enhance the learning experiences of students. A wide range of expertise enables the provision of quality and challenging programs across all learning areas. The majority of teaching staff have more than ten years relevant teaching experience.

To enhance learning support at Mandurah Baptist College the College has invested in support staff and in providing opportunities for whole staff training.

Highest Qualification	Number of Teachers	% of Teachers
Doctorate	1	1%
Masters	7	8%
Honours/Post Graduate	21	23%
Bachelor Degree	50	54%
Diploma	14	15%
Total Number of Teachers	93	100%

## WORKFORCE COMPOSITION

Of 140 staff members working at Mandurah Baptist College (both teaching and non-teaching) 102 are female and 38 are male. None are of Indigenous descent.

## STUDENT ATTENDANCE AT SCHOOL

Year Group	Percentage of Attendance
Pre Primary	94.76%
Year 1	94.19%
Year 2	94.39%
Year 3	95.61%
Year 4	94.60%
Year 5	95.25%
Year 6	95.38%
Year 7	93.79%
Year 8	93.89%
Year 9	93.79%
Year 10	92.56%
Year 11	93.83%
Year 12	86.97%

Average rate of student attendance: 93.77%





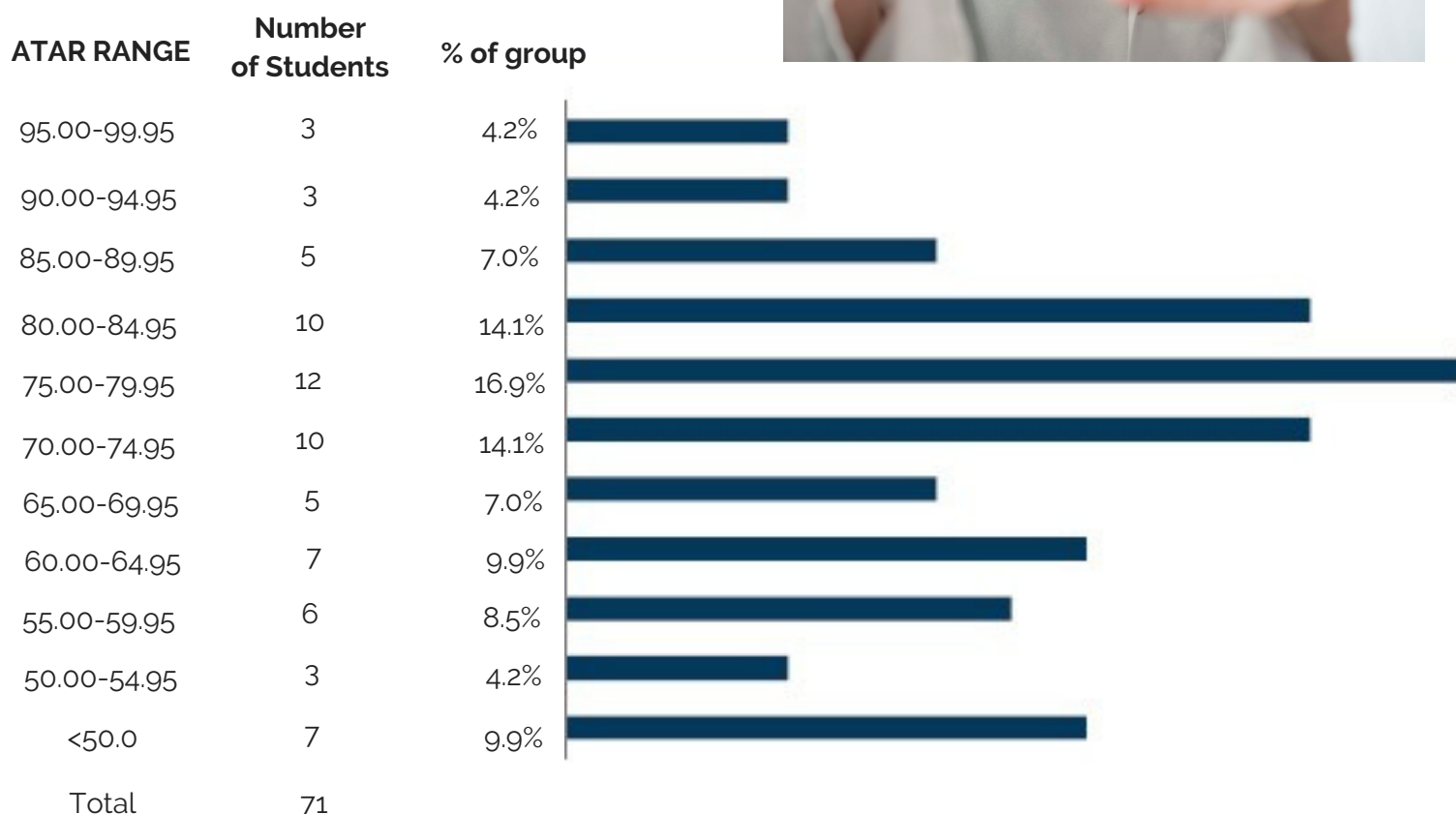
## MANAGEMENT OF NON-ATTENDANCE

- Teachers mark the attendance register twice daily in the Primary School and in every class during the day in the Senior School.
- Correspondence received explaining student absences is recorded on the attendance register.
- Text messages are sent daily to parents if no contact has been made with the school.
- Replies to daily text messages explaining student absences are recorded on the attendance register.
- On a weekly basis follow-up contact (letter/email) is made if no written explanation of the absence has been received from the parent/guardian.
- Students who have failed to attend (without notification) after 4 days are personally followed up by the Receptionist/Deputy Principal/Principal through parent meetings, including home visits as necessary.
- A small number of compulsory events are required by students as part of the MBC community. Attendance is taken at these events.
- Support is available to families who experience attendance issues via the Student Support team.



## STUDENT ACHIEVEMENT

- Top ATAR 98.7
- 73.2% gained their first preference to university (State 69.4%)
- 94.4% offered place at university (State 93.4%)
- Out of 26 subjects: 'School Moderated Mean' – 6 subjects above state; 'School Exam Mean' – 5 subjects (or components) above state; 'School Standardised Course Combined Score' – 4 subjects above state
- 2 courses identified in the 'schools with highest performing students in Year 12 ATAR courses' list – Drama and Visual Arts
- 3 students received Certificates of Distinction and 9 students received Certificates of Merit
- 1 student received a Certificate of Excellence (for Applied Information Technology)
- 57 students completed 76 VET qualifications during Year 11-12



The Senior School is very proud of the students' individual progress and recognises students who achieve at a high level annually. Senior students (Years 11-12) who achieve over 80% for assessments are acknowledged with a Club 80 certification, and in 2017 over 1750 certificates were issued. Additionally, a total of 198 Certificates of Academic Merit, Distinction or High Distinction were given out across both semesters for students who achieved at least 1 grade at an 'A' level in a WACE course. In the Lower School (Years 7-10) a total of 248 Certificates of Academic Merit, Distinction or High Distinction were given out across both semesters to students who achieved at least 5 grades at 'A' level.



# SECONDARY EDUCATION

Students are eligible to achieve their WACE through a combination of courses and programs delivered wholly at the College, in conjunction with the College or via College partnerships with a growing number of external providers. Courses completed outside of the College are supported by administration and management from within the College.



Senior Secondary Outcomes:

Year 12 Students	Percentage
Attaining a WACE	98%
Attaining a vocational education and training qualification	55%
Completing an endorsed program	14%

**Post-school destinations:**

Students successfully attained placements in universities, institutes of technology, traineeships and apprenticeships. Statistics that are currently available are shown below:

	Total
Number of students with an ATAR who applied for university placements	65
Median ATAR of the students who applied for university placements	74.20
Number of students with a first preference (including non-ATAR)	71
Number of students offered their first preference	52
Number of students offered any of their preferences	67
Number of students who have enrolled	53
Number of students who have deferred	10

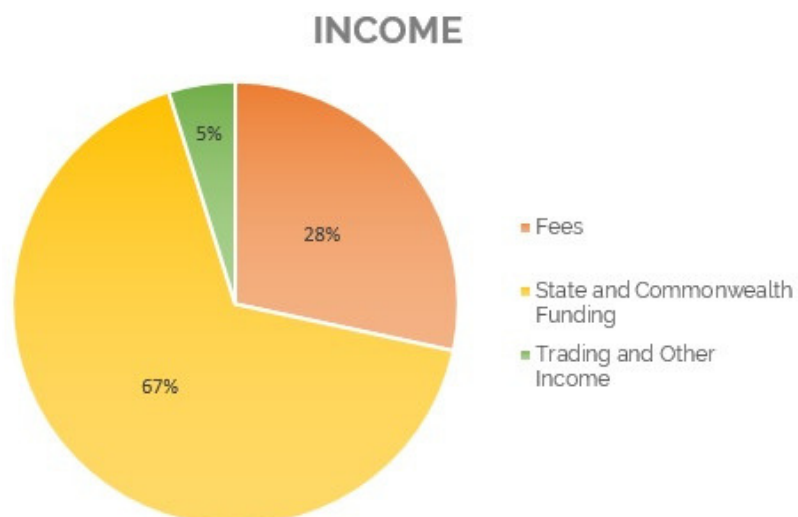


Reading	National	State	MBC
Year 3	434	423	426
Year 5	509	502	526
Year 7	542	539	548
Year 9	584	589	598
Writing	National	State	MBC
Year 3	407	400	383
Year 5	465	460	465
Year 7	505	505	509
Year 9	542	551	559
Spelling	National	State	MBC
Year 3	418	411	403
Year 5	503	500	493
Year 7	545	545	544
Year 9	583	586	583
Grammar & Punctuation	National	State	MBC
Year 3	432	424	427
Year 5	504	500	506
Year 7	544	542	546
Year 9	580	585	589
Numeracy	National	State	MBC
Year 3	408	403	411
Year 5	494	490	504
Year 7	548	549	563
Year 9	596	602	608



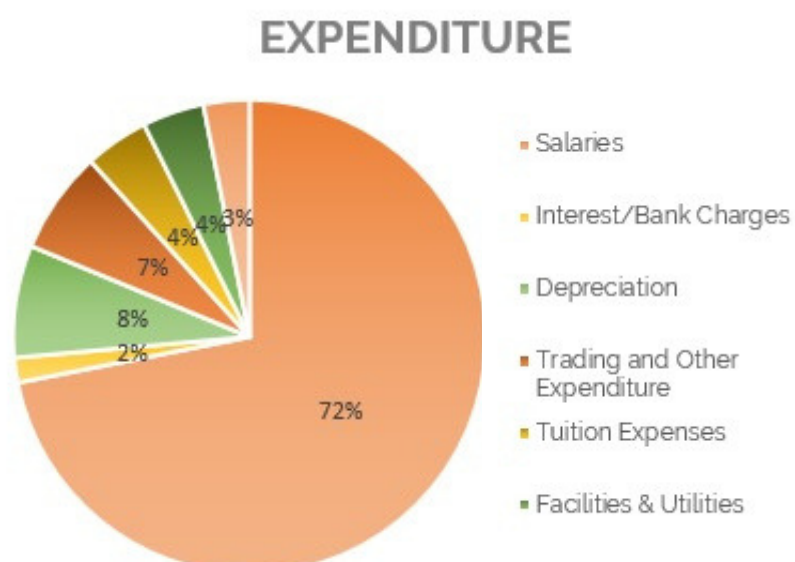
## SCHOOL INCOME BY FUNDING SOURCE

Income	Amount
Fees	\$6,071,032
State & Commonwealth Funding	\$14,294,948
Trading and other	\$1,033,128
Total	\$21,399,108



## SCHOOL EXPENDITURE

Expenditure	Amount
Salaries	\$13,597,180
ICT & Insurance	\$595,010
Tuition Expenses	\$825,717
Interest/Bank charges	\$319,154
Facilities & Utilities	\$797,085
Depreciation	\$1,449,528
Trading & other	\$1,328,471
Total	\$18,912,145







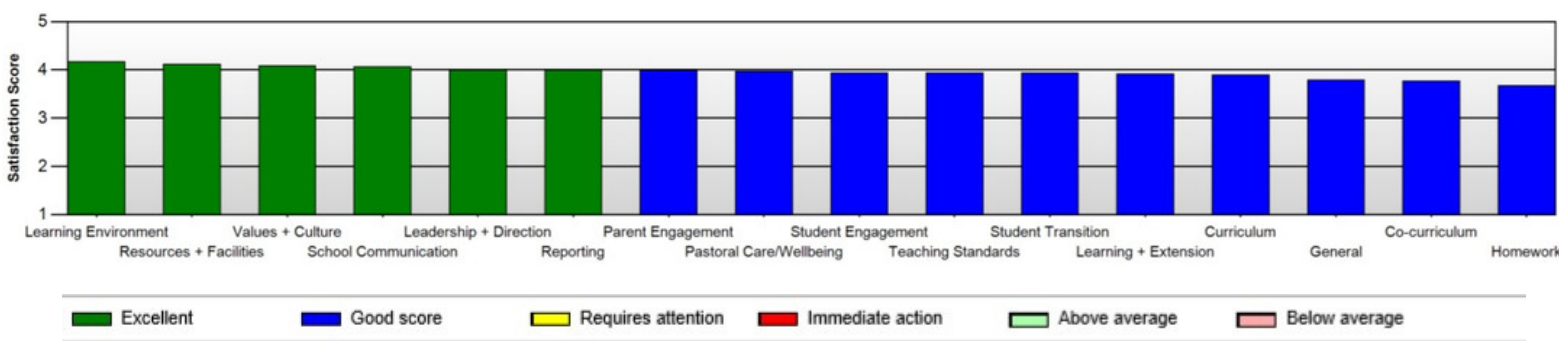
# COMMUNITY SATISFACTION WITH THE COLLEGE

To determine the level of satisfaction with Mandurah Baptist College by our school community, School Opinion Surveys were conducted. The survey questions were consistent with the Standing Council on School Education and Early Childhood SCSEEC approved student and parent survey items.

The graph below indicate levels of satisfaction from parents. The College is always mindful of feedback from our community and will continue to work towards improvement in all areas.

## PARENT RESPONSES

This report section provides a summary of the total responses grouped by key area. Results are ranked from highest to lowest and compared to the average overall score



### What do you most like about Mandurah Baptist College?

- "The school is a very welcoming and friendly school that cater for my two children. I know that when they go to school that they are safe and are provided with an effective and relevant curriculum programs."
- "Caring and supportive environment where academic, social and emotional development are nurtured and values and beliefs are taught and practiced."
- "The pastoral care- individual interest in each and every child at the school. Each child is encouraged & positively motivated to reach their full potential"