

FROM THE BOARD



Congratulations to the whole Mandurah Baptist College community for another successful year. The Board has the privilege of serving God though providing guidance and oversight of Mandurah Baptist College. Each year has some similarities with others, while at the same time being very different in so many other ways.

During most of the first semester a lot of time and energy was given by staff and board to ensure the paperwork was prepared in readiness for our periodical registration process. The board particularly appreciate the work of Miss Holmes, Mr Gratton and their staff, for the incredible amount of extra time and energy that went into the process. A special mention should be made of Mrs Conradie's efforts in drawing all the material together. The whole college needs to be congratulated for achieving another five years registration. This is the maximum that can be achieved.

Education options and philosophies are continually evolving. Mandurah Baptist College commenced in 2005. In 2017 it was time to examine our buildings and to plan for the future. It is the board's goal to ensure that students received the best possible education in facilities that meet their needs.

A Master Plan Task Group has met regularly throughout the year to prepare a brief to be sent to architects to tender for developing future building plans for the college. This was submitted to architects and the Master Plan should be available in 2018.

The board express their appreciation to the staff for their hard work and commitment to demonstrating Jesus Christ to the college community while providing a quality education that meets the individual needs of students. We also thank the parents for entrusting their students to the college. Finally, we thank the students. The college exists for you. We are thrilled to see you developing into young men and women well equipped to face the world beyond school.



Philip Bryant
(Board Chair)



Anina Findling
(Secretary)



Joseph Tan



Nina Tassell



Dean Oates



Stephen
Anson



Phil Ridden



Luke Mason
(Treasurer)

FROM THE PRINCIPALS

Informed and guided by Christian values, Mandurah Baptist College staff believe in the potential of all students to succeed and we are committed to cultivating their academic, social and spiritual well-being. 2017 was a positive and successful year at Mandurah Baptist College, full of rich learning experiences for our students. We are thankful for our staff who invest a lot in the College and our students, spending so much time and energy ensuring that they are encouraged to attain their best both academically and in their personal and spiritual development.

During 2017 Mandurah Baptist College was externally audited by the Western Australian Department of Education Services. We are pleased to say that after a rigorous external audit process of all aspects of our operation, Mandurah Baptist College received five years further registration. This is the maximum number of years of continuing registration an independent school can receive. This result was an outstanding team effort across the whole College; involving Board members, College leaders and administrative staff. We thank everyone involved, for their hard work and diligence in achieving this outcome.

We continue to be thankful for the many wonderful people who invest in MBC.

To our Board who ensure sound school governance and our staff who spend so much time and energy ensuring that MBC students are encouraged to attain their best both academically and in their personal and spiritual development, we thank you for your diligence and student-focused approach.

To our Parents and Friends who partner with the College in positive projects and to our community partners who continue to provide a rich and diverse experience for all, we say a huge "thank you" for adding value to all the facets of learning at MBC. Together we make a great team, and one that ensures our students are enjoying a wonderful learning culture.

A final congratulations to our students: you make us very proud, not just for your excellent academic endeavours but also for the people you are: risk taking engaged learners who lead positively in shaping the cultures of MBC. Well done!



Tracy Holmes
Senior School



Rob Gratton
Primary School

TEACHER STANDARDS & QUALIFICATIONS

Mandurah Baptist College staff are committed to educational excellence, and invest significant time in professional learning and associations to retain currency of relevant information and to maintain ongoing learning and compliance with registration standards

The College's teachers come from diverse educational backgrounds and bring a wealth of professional experience to enhance the learning experiences of students. A wide range of expertise enables the provision of quality and challenging programs across all learning areas. The majority of teaching staff have more than ten years relevant teaching experience.

To enhance learning support at Mandurah Baptist College the College has invested in support staff and in providing opportunities for whole staff training.

Highest Qualification	Number of Teachers	% of Teachers
Doctorate	1	1%
Masters	6	6%
Honours/Post Graduate	21	23%
Bachelor Degree	53	57%
Diploma	12	13%
Total Number of Teachers	93	100%

WORKFORCE COMPOSITION

Of 139 staff members working at Mandurah Baptist College (both teaching and non-teaching) 101 are female and 38 are male. None is of Indigenous descent.

STUDENT ATTENDANCE AT SCHOOL

Year Group	Percentage of Attendance
Pre Primary	94.28%
Year 1	93.35%
Year 2	94.48%
Year 3	93.84%
Year 4	94.20%
Year 5	94.06%
Year 6	94.25%
Year 7	94.34%
Year 8	94.23%
Year 9	93.94%
Year 10	92.96%
Year 11	94.25%
Year 12	92.36%

Average rate of student attendance: 93.88%



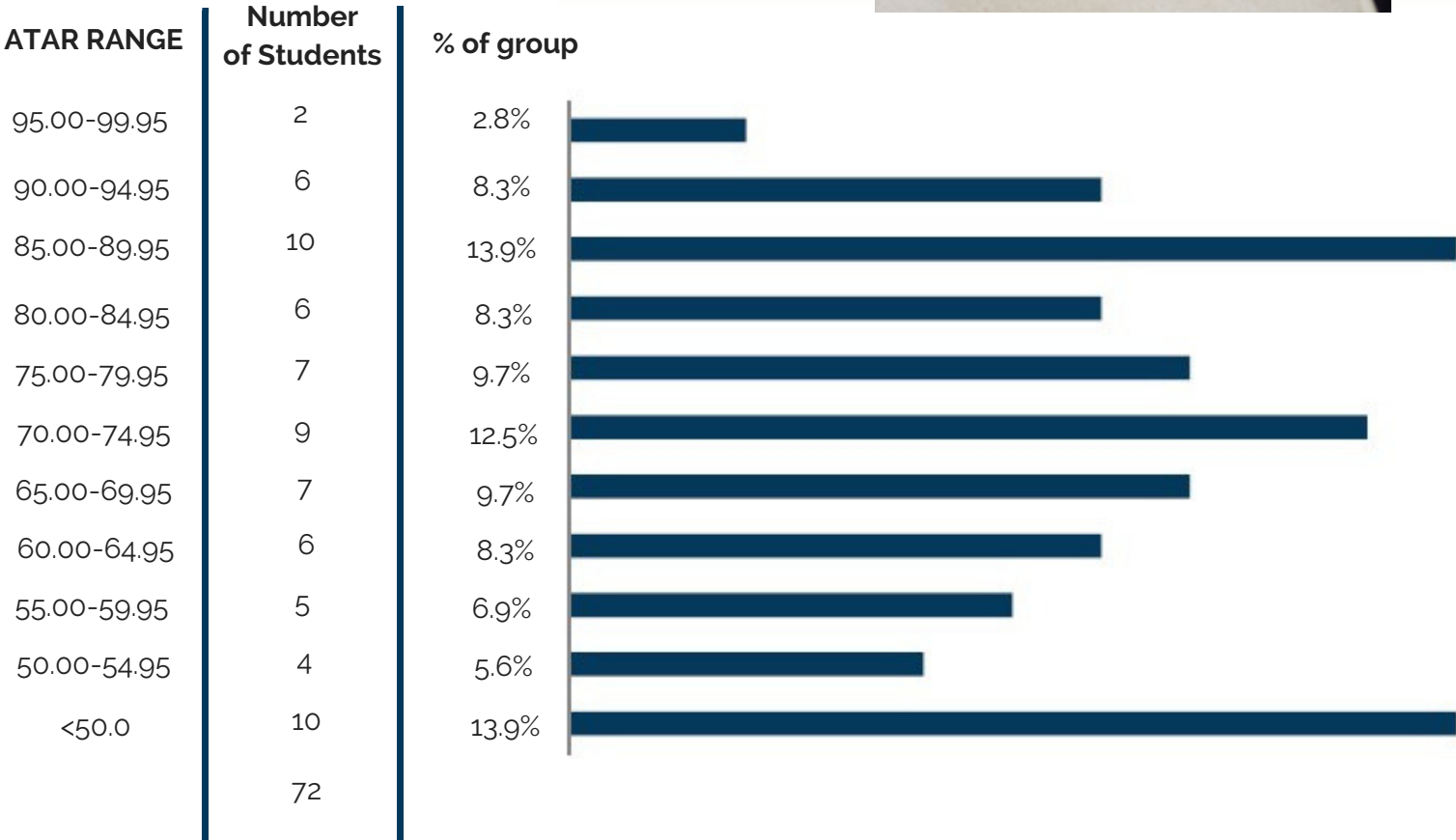
MANAGEMENT OF NON-ATTENDANCE

- Teachers mark the attendance register twice daily in the Primary School and in every class during the day in the Senior School.
- Correspondence received explaining student absences is recorded on the attendance register.
- Text messages are sent daily to parents if no contact has been made with the school.
- Replies to daily text messages explaining student absences are recorded on the attendance register.
- On a weekly basis follow-up contact (letter/email) is made if no written explanation of the absence has been received from the parent/guardian.
- Students who have failed to attend (without notification) after 4 days are personally followed up by the Receptionist/Deputy Principal/Principal through parent meetings, including home visits as necessary.
- A small number of compulsory events are required by students as part of the MBC community. Attendance is taken at these events.
- Support is available to families who experience attendance issues via the Student Support team.



STUDENT ACHIEVEMENT

Top ATAR 98.8
65.2% gained their first preference to university (State 68.4%)
94.4% offered place at university (State 92.3%)
Out of 26 subjects: 6 subjects ('School Moderated Mean') above state; 6 subjects (or components) ('School Exam Mean') above state; 5 subjects ('School Standardised Course Combined Score') above state
2 courses identified in the 'schools with highest performing students in Year 12 ATAR courses' list – Health Studies and Visual Arts
6 students received Certificates of Distinction and 6 students received Certificates of Merit
55 students completed 80 VET qualifications during Year 11-12



The Senior School is very proud of the students' individual progress and recognises students who achieve at a high level annually. Senior students (Years 11-12) who achieve over 80% for assessments are acknowledged with a Club 80 certification, and in 2017 over 1600 certificates were issued. In the Lower School (Years 7-10) a total of 233 Certificates of Academic Merit, Distinction or High Distinction. Were given out across both semesters to students who achieved at least 5 grades at 'A' level.

SECONDARY EDUCATION

Students are eligible to achieve their WACE through a combination of courses and programs delivered wholly at the College, in conjunction with the College or via College partnerships with a growing number of external providers. Courses completed outside of the College are supported by administration and management from within the College.



Senior Secondary Outcomes:

Year 12 Students	Percentage
Attaining a WACE	95%
Attaining a vocational education and training qualification	48%
Completing an endorsed program	30%

Post-school destinations:

Students successfully attained placements in universities, institutes of technology, traineeships and apprenticeships. Statistics that are currently available are shown below:

	Total
Number of students with an ATAR who applied for university placements	64
Median ATAR of the students who applied for university placements	73.60
Number of students with a first preference (including non-ATAR)	72
Number of students offered their first preference	47
Number of students offered any of their preferences	68
Number of students who have enrolled	39
Number of students who have deferred	20



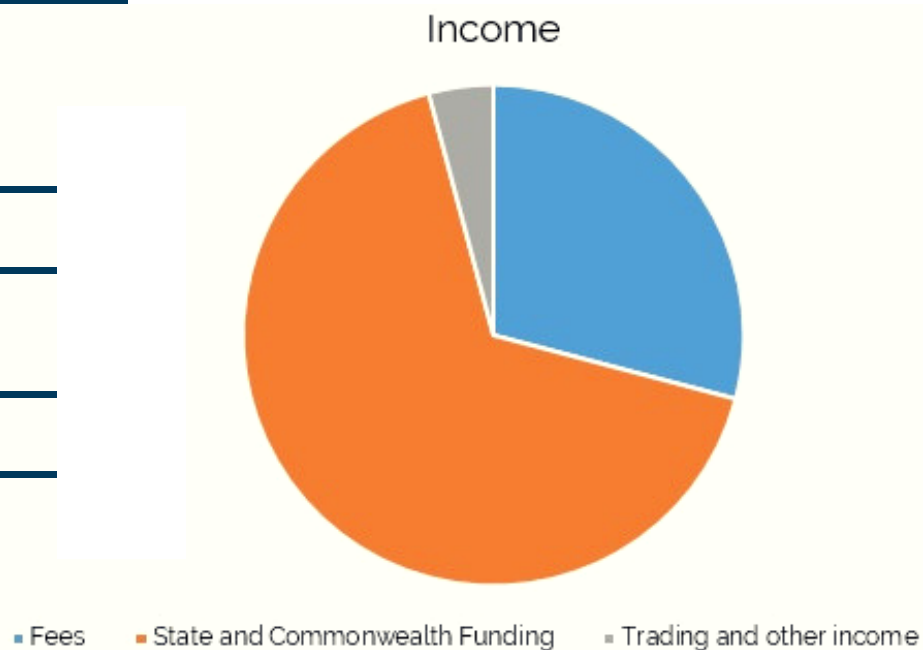
NAPLAN RESULTS

Reading	National	State	MBC
Year 3	431	420	419
Year 5	506	499	511
Year 7	454	539	537
Year 9	581	583	590
Writing	National	State	MBC
Year 3	414	410	403
Year 5	473	469	471
Year 7	513	509	507
Year 9	552	556	568
Spelling	National	State	MBC
Year 3	416	409	403
Year 5	501	498	484
Year 7	550	547	542
Year 9	582	583	583
Grammar & Punctuation	National	State	MBC
Year 3	439	429	407
Year 5	499	492	490
Year 7	542	537	526
Year 9	574	572	570
Numeracy	National	State	MBC
Year 3	409	402	406
Year 5	494	489	489
Year 7	554	551	557
Year 9	592	595	599



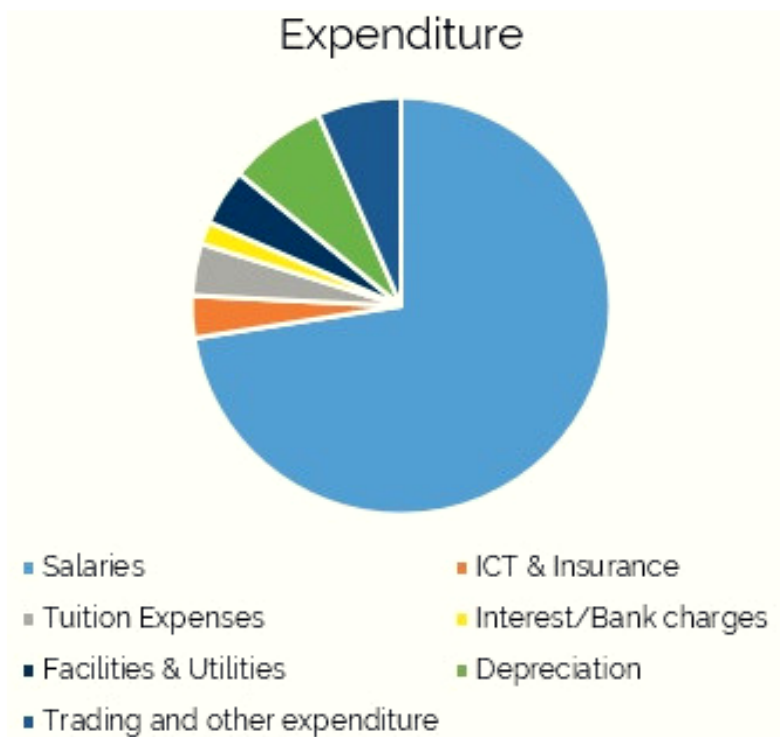
SCHOOL INCOME BY FUNDING SOURCE

Income	Amount
Fees	\$5,943,256
State and Commonwealth Funding	\$13,635,320
Trading and other income	\$850,549
Total	\$20,429,125



SCHOOL EXPENDITURE

Expenditure	Amount
Salaries	\$13,105,839
ICT & Insurance	\$590,942
Tuition Expenses	\$727,982
Interest/Bank charges	\$315,567
Facilities & Utilities	\$788,513
Depreciation	\$1,372,699
Trading and other expenditure	\$1,169,015
Total	\$18,070,557

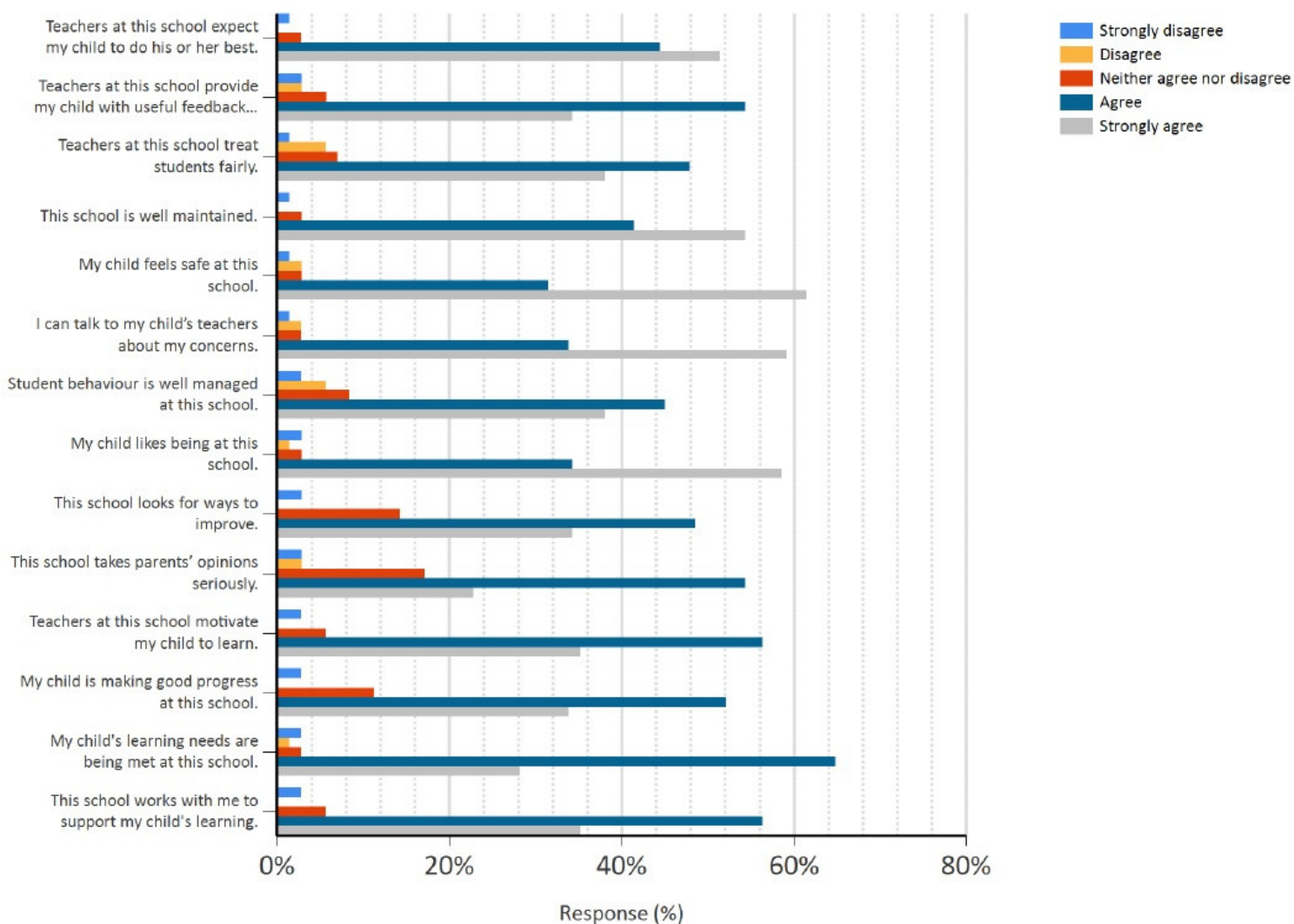


COMMUNITY SATISFACTION WITH THE COLLEGE

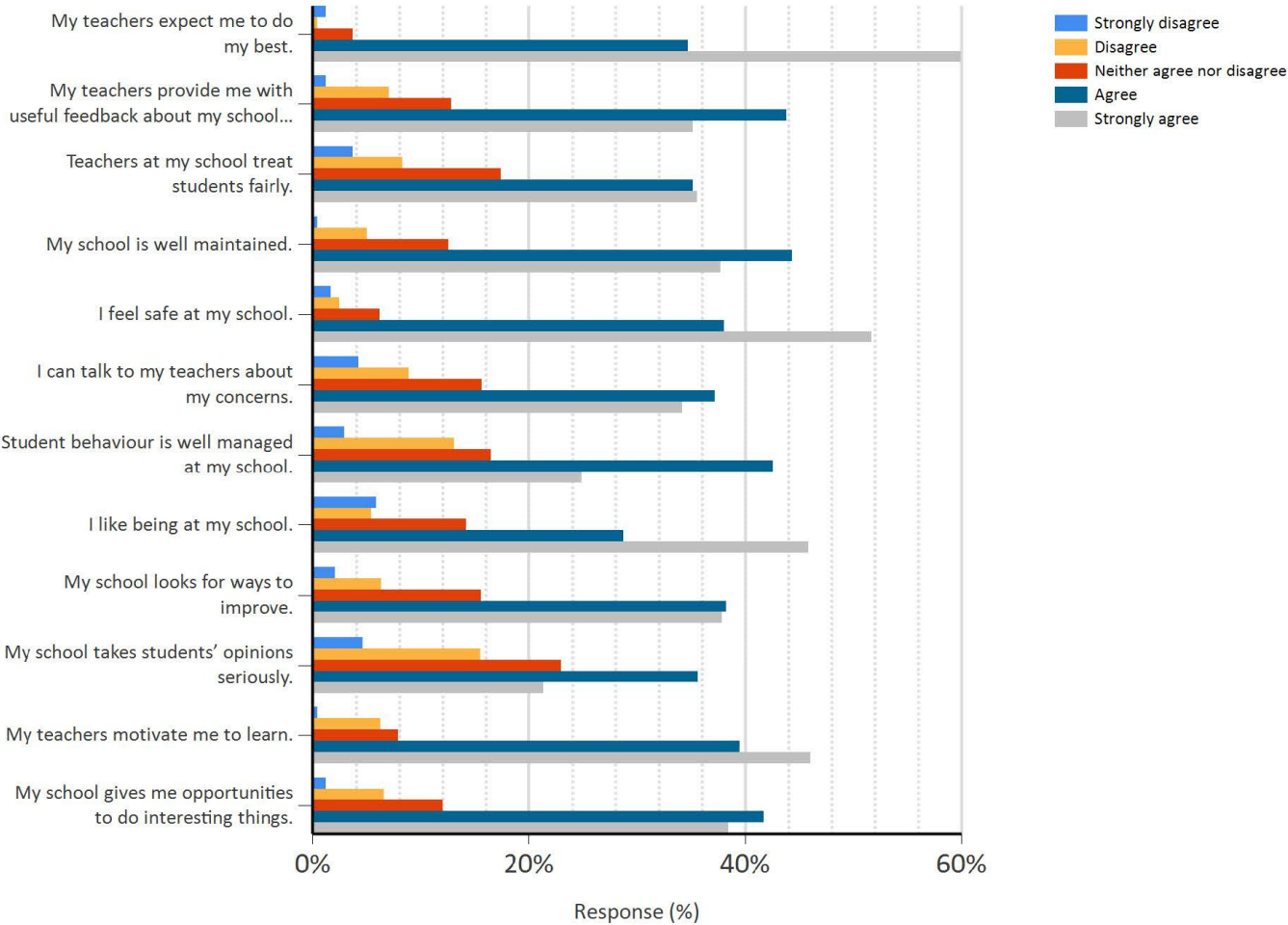
To determine the level of satisfaction with Mandurah Baptist College by our school community, School Opinion Surveys were conducted. The survey questions were consistent with the Standing Council on School Education and Early Childhood SCSEEC approved student and parent survey items.

The graphs below indicate levels of satisfaction from parents, students and staff. The College is always mindful of feedback from our community and will continue to work towards improvement in all areas.

PARENT RESPONSES



STUDENT RESPONSES



STAFF RESPONSES

