

Mandurah Baptist College

# 2014 Annual Report



**MANDURAH  
BAPTIST COLLEGE**

**BE STRONG & COURAGEOUS**

## Introduction

Mandurah Baptist College was founded in 2005 in response to a need in the Mandurah-Peel region for a school providing excellent education in a positive and safe learning environment with Christian values. We are an independent, co-educational College with over 1,200 students from Kindergarten to Year 12. Our students and families benefit greatly from the continuity of education we provide in our Primary and Senior schools.

Our Christian faith and values inform our belief in the potential of all students and fuel our caring College community. High standards of behaviour are reinforced consistently across the College and enrich our culture, providing a positive and safe learning environment where students can thrive.

Students begin their journey at Mandurah Baptist College in the Early Childhood Education program from Kindergarten to Year Two in a safe, supportive and stimulating learning environment. Each child's development and long-term success is optimised through a teaching and learning program that is guided by the Early Years Learning Framework, the Australian Curriculum and Christian values. Our Early Childhood Education Program fosters a love of learning with a focus on building strong foundations for the development of the whole child within an age-appropriate context that encourages play, discovery and an appreciation for the wider world.

As students continue their learning journey from Middle Primary school to Year 12, we support each student to discover a personal career pathway in which they can utilise their skills and talents, and find fulfilment. Students receive greater learning experiences with exceptional educational opportunities beyond the standard curriculum. These include literacy and numeracy support or challenge programs, a differentiated academic program, community problem-solving challenges, camps and international study tours (Senior School), extensive sporting and arts opportunities and tutor programs. Students are educated in state-of-the-art facilities with engaging programs in a supportive College community under the instruction of dedicated and encouraging teachers.

We are proud that our students graduate with the self-knowledge and life-skills they need to flourish in the future career of their choosing, selected from a broad range of pathways leading to university, TAFE, apprenticeships and the workforce.

We are also greatly appreciate of the support of our parents and guardians whose involvement enriches our college community. The College Parents & Friends Association has two groups, one representing the Primary School and the other representing the Senior School.

The P & F Association is run by a small but efficient and enthusiastic group of parents. Each Association has four executive officers involved in P&F planning and events. Feedback is actively sought through the P&F on school matters.



## From the Board

**Mandurah Baptist College has continued to thrive in 2014.**

Under the leadership of Mr Rob Gratton and Miss Tracy Holmes, the Primary and Senior Schools have continued to provide outstanding learning experiences, a safe school environment and the opportunity for every student to pursue and develop their personal gifts.

We thank the parents for partnering with the College in this endeavour. Your impact in supporting the College activities, undergirding support for learning at home and in upholding the values and ideals of the College, provides a seamless message to our students.

It is with great purpose that the Board of Mandurah Baptist College continues to support the College and its staff in their pursuit of excellence, and in creating a positive community where families can share in the schooling experience and develop a sense of pride and belonging.

I would like to acknowledge and thank the College Board (listed below) for the great investment of time and services they provide our Mandurah Baptist College community.

Finally I would like to thank the staff of the College for their commitment to the growth of the students, passion for education and for the many hours they devote to our community.



*Cameron Bulstrode, Chair of the College Board*

*Board members: Phil Ridden, Joseph Tan, Philip Bryant, Greg Holland, Nina Tassell, Dean Oates, Stephen Anson and Anina Findling.*



## From the Principals

### Tracy Holmes

**In 2014 our College reached its 10<sup>th</sup> year, something to truly celebrate.**

Providing the opportunity to reflect on just how far we have come in physical growth, student numbers, academic, sporting and cultural achievements, and the building of a wonderful community, we were certainly proud of the journey we have engaged in and the anticipation of the new phase of this excellent College.

Such growth and development does not happen incidentally. Backed by a supportive Board who commit significant time to wise governance; teachers who exhibit incredible dedication in the promotion of learning and in extra-curricular commitment; a parent community who supports and encourages their children, staff and community; volunteers who give significant hours in service; and a community of supportive politicians, agencies and local groups; our College is truly blessed. It is the people who have made Mandurah Baptist College a successful entity reaching its 10<sup>th</sup> year.

The journey is not over. As we head into an exciting 2015 program we look forward to new phases of development, new opportunities and learning experiences that encourage our students to thrive both now, and in the future.



### Rob Gratton

**The 2014 school year at Mandurah Baptist College was rewarding and successful as the College community worked together to support the education and care of our students.**

Our academic programs continued to be shaped by the Australian Curriculum with a strong emphasis on differentiating learning activities, to meet the individual needs of students. In our Early Childhood year levels, from Kindergarten to Year Two, the Early Years Learning Framework was implemented to provide our youngest students with opportunities to maximise their potential and to develop foundations for future success in their learning.

Students were supported emotionally and spiritually through the work of our Chaplain, their caring classroom teachers and proactive pastoral care programs. Year 6 students were trained and mentored to act as Peer Mediators and the House Captains as well as the Head Boy and Head Girl attended the outstanding GRIP Student Leadership Conference. These and other initiatives, contributed to a positive and safe school environment where students can thrive.

Throughout 2014, it has been a delight and privilege to work with my staff, whom are committed to providing one of the safest and most positive College communities in the Peel region. This commitment is driven by our Christian faith and values, that inform our belief in the potential of all students and fuels our caring College community.

Thank you also to the Parents and Friends of the Mandurah Baptist College community for your ongoing support and involvement in our College.



## Teacher Standards and Qualifications

Mandurah Baptist College staff are committed to educational excellence, and invest significant time in professional learning and associations to retain currency of relevant information and to maintain ongoing learning and compliance.

The College's teachers come from diverse educational backgrounds and bring a wealth of professional experience to enhance the learning experiences. A wide range of expertise enables the provision of quality and challenging programs across all learning areas. The majority of teaching staff have more than ten years relevant teaching experience.

To enhance learning support at Mandurah Baptist College the college has invested in support staff and to provide opportunities for training.

Highest Qualification	Number of Teachers	% Teachers
Masters	4	5
Honours / Post Graduate	20	24
Bachelor Degree	50	59
Diploma	10	12
<b>Total Number of Teachers</b>	<b>84</b>	<b>100</b>

## Workforce Composition

Of 121 staff members working at Mandurah Baptist College (both teaching and non-teaching) 84 are female and 37 are male. None is of Indigenous descent.



## Student Attendance at School

**Attendance Rates for each year of compulsory schooling:**

Year Group	Percentage of Attendance
<b>Year 1</b>	93.27%
<b>Year 2</b>	94.58%
<b>Year 3</b>	93.95%
<b>Year 4</b>	93.31%
<b>Year 5</b>	95.40%
<b>Year 6</b>	93.17%
<b>Year 7</b>	94.75%
<b>Year 8</b>	91.97%
<b>Year 9</b>	91.96%
<b>Year 10</b>	90.62%

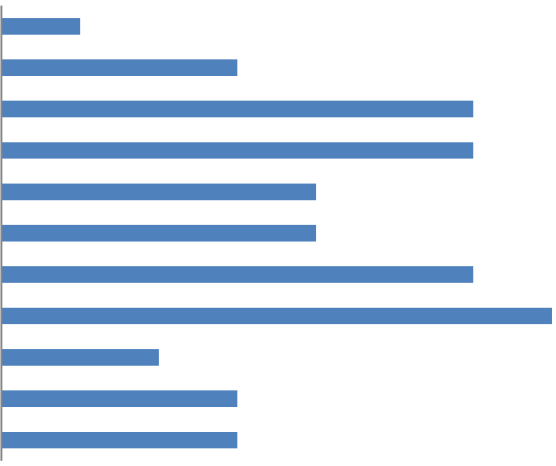
**Average rate of student attendance: 93.09%**

### Management of non-attendance:

- Teachers mark the attendance register twice daily in the Primary School and in every class during the day in the Senior School.
- Correspondence received explaining student absences are recorded on the attendance register.
- Text messages are sent daily to parents if no contact has been made with the school.
- Replies to daily text messages explaining student absences are recorded on the attendance register.
- On a weekly basis follow-up contact (letter/email) is made if no written explanation of the absence has been received from the parent/guardian.
- Students who have failed to attend (without notification) after one week are personally followed up by the Deputy Principal/Principal through parent meetings, including home visits as necessary.
- A small number of compulsory events are required as being part of the Mandurah Baptist College community – attendance is taken at these events.
- Support is available to families who experience attendance issues via the Student Support team.

## Student Achievements

- Top ATAR: 96.95
- 77.5% gained their first preference to University (State 67.5%)
- 96% offered place at university (State 92%)
- Out of 26 subjects: 11 subjects ('School Moderated Mean') above state; 11 subjects ('School Raw Exam Mean') above state; 10 subjects ('School WACE Score') above state

ATAR Range	Number of Students	% of Group	
95.00 – 99.95	1	2.22%	
90.00 – 94.95	3	6.67%	
85.00 – 89.95	6	13.33%	
80.00 – 84.95	6	13.33%	
75.00 – 79.95	4	8.89%	
70.00 – 74.95	4	8.89%	
65.00 – 69.95	6	13.33%	
60.00 – 64.95	7	15.56%	
55.00 – 59.95	2	4.44%	
50.00 – 54.95	3	6.67%	
<50.00	3	6.67%	
	45		

	MBC
Median	71.30
%>75 in Stage 3	3.98

The Senior School is very proud of the students' individual progress and recognises students who achieve at a high level annually. Senior students who achieve over 80% for assessments are acknowledged with a Club 80 certification, and in 2014 a total of 1875 certificates were issued. Lower School students who achieved grades at 'A' level in 2014 were also acknowledged:

Number of "A" grades	5	6	7	8	9	10	11	12	13	14	15
Number of Students Year 7	12	14	7	6	5	6	4	6	2	5	3
Number of Students Year 8	10	9	4	7	1	1	2	2			
Number of Students Year 9	13	9	5	5	3		1	1			
Number of Students Year 10	7	6	4	4	1		1				
<b>Upper School Number of WACE Course A's Semester 2</b>	<b>1</b>	<b>2</b>	<b>3</b>	<b>4</b>	<b>5</b>						
Number of Students Year 11	35	13	4		1						
Number of Students Year 12	28	5	1	1							

## NAPLAN Results

Reading	National	State	MBC
Year 3	418	407	419
Year 5	501	492	489
Year 7	546	544	552
Year 9	580	585	595
Persuasive Writing	National	State	MBC
Year 3	402	397	401
Year 5	466	465	489
Year 7	512	514	531
Year 9	550	560	575
Spelling	National	State	MBC
Year 3	412	403	405
Year 5	498	492	498
Year 7	545	543	545
Year 9	582	582	591
Grammar and Punctuation	National	State	MBC
Year 3	436	413	414
Year 5	504	499	495
Year 7	544	543	545
Year 9	574	574	588
Numeracy	National	State	MBC
Year 3	402	392	398
Year 5	487	480	489
Year 7	546	545	553
Year 9	588	591	588

## Secondary Education

### Senior secondary outcomes:

Students are eligible to achieve their WACE through a combination of courses and programs delivered wholly at the College, in conjunction with the College or via College partnerships with a growing number of external providers. Courses completed outside of the College are supported by administration and management from within the College.

Year 12 Students	Percentage
Attaining a WACE	99%
Attaining a vocational education and training qualification	5%
Completing and endorsed program	20%

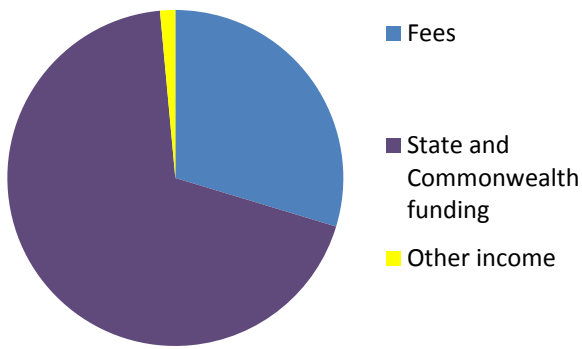
### Post-school destinations:

Students successfully attained placements in universities, institutes of technology, traineeships and apprenticeships. Statistics that are currently available are shown below:

	Total
Number of students with an ATAR who applied for university placements	43
Median ATAR of the students who applied for university placements	72.60
Number of students with a first preference (including non-ATAR)	49
Number of students offered their first preference	38
Number of students offered any of their preferences	46
Number of students who have enrolled	37
Number of students who have deferred	3



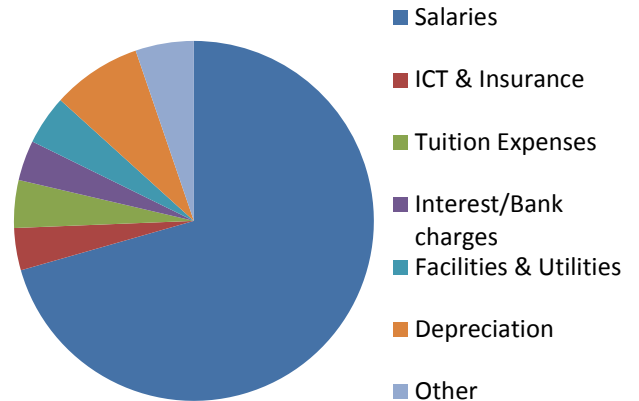
## School Income by Funding Source



In 2013 the college received funding via the following sources:

Fees	\$4,947,750
State and Commonwealth Funding	\$11,482,837
Other income	\$243,690
<b>Total</b>	<b>\$16,674,277</b>

## School Expenditure



Salaries	\$11,254,998
ICT & Insurance	\$605,686
Tuition Expenses	\$683,441
Interest/Bank charges	\$576,337
Facilities & Utilities	\$707,810
Depreciation	\$1,283,683
Other	\$836,665
<b>Total</b>	<b>\$15,948,620</b>

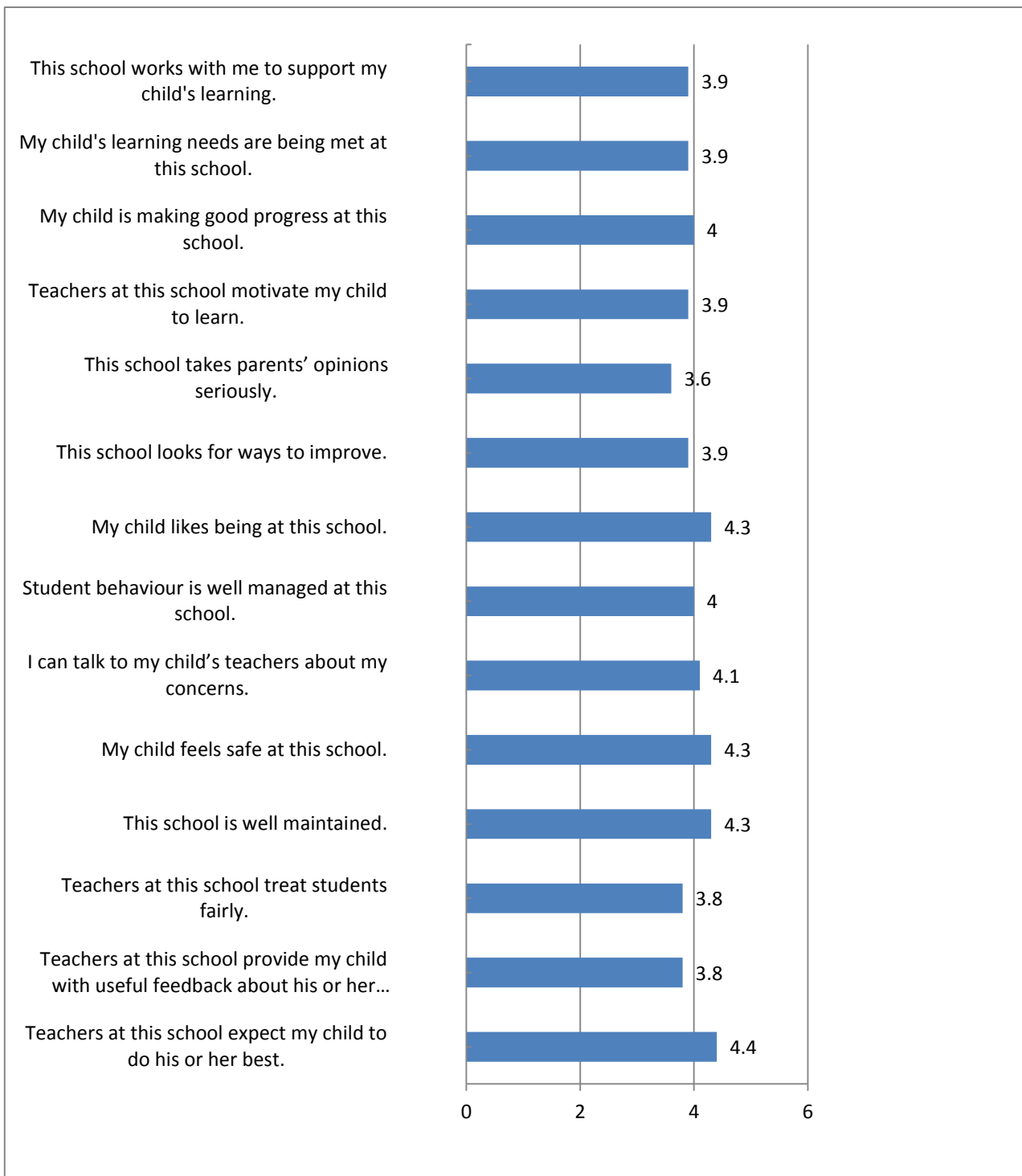




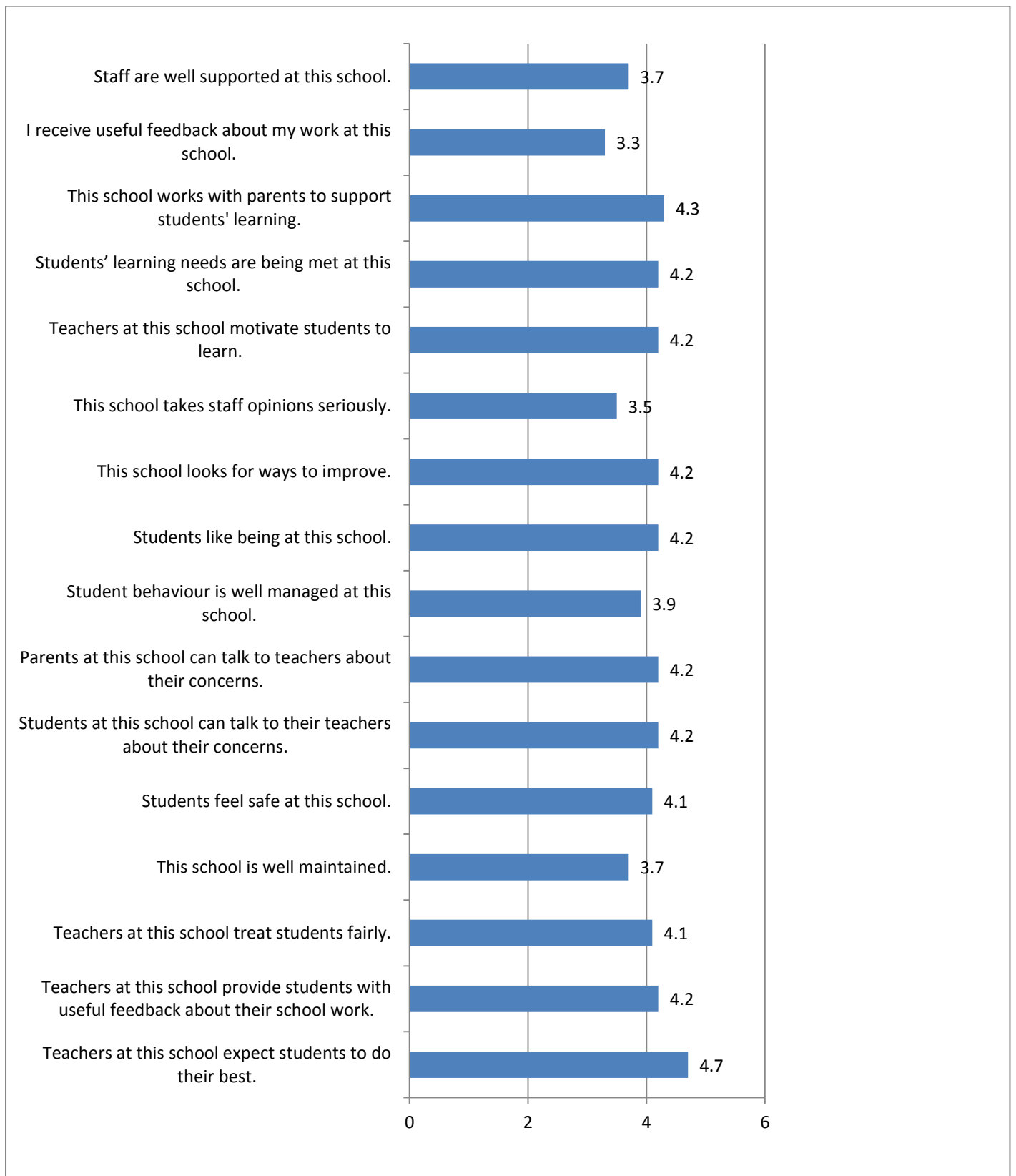
## Parent, Student and Teacher Satisfaction

To determine the level of satisfaction with Mandurah Baptist College by our school community, School Opinion Surveys were conducted. The survey questions were consistent with the Standing Council on School Education and Early Childhood SCSEEC approved student and parent survey items. The graphs below indicate levels of satisfaction from parents, students and staff. The College is always mindful of feedback from parents and will continue to work towards improvement in all areas.

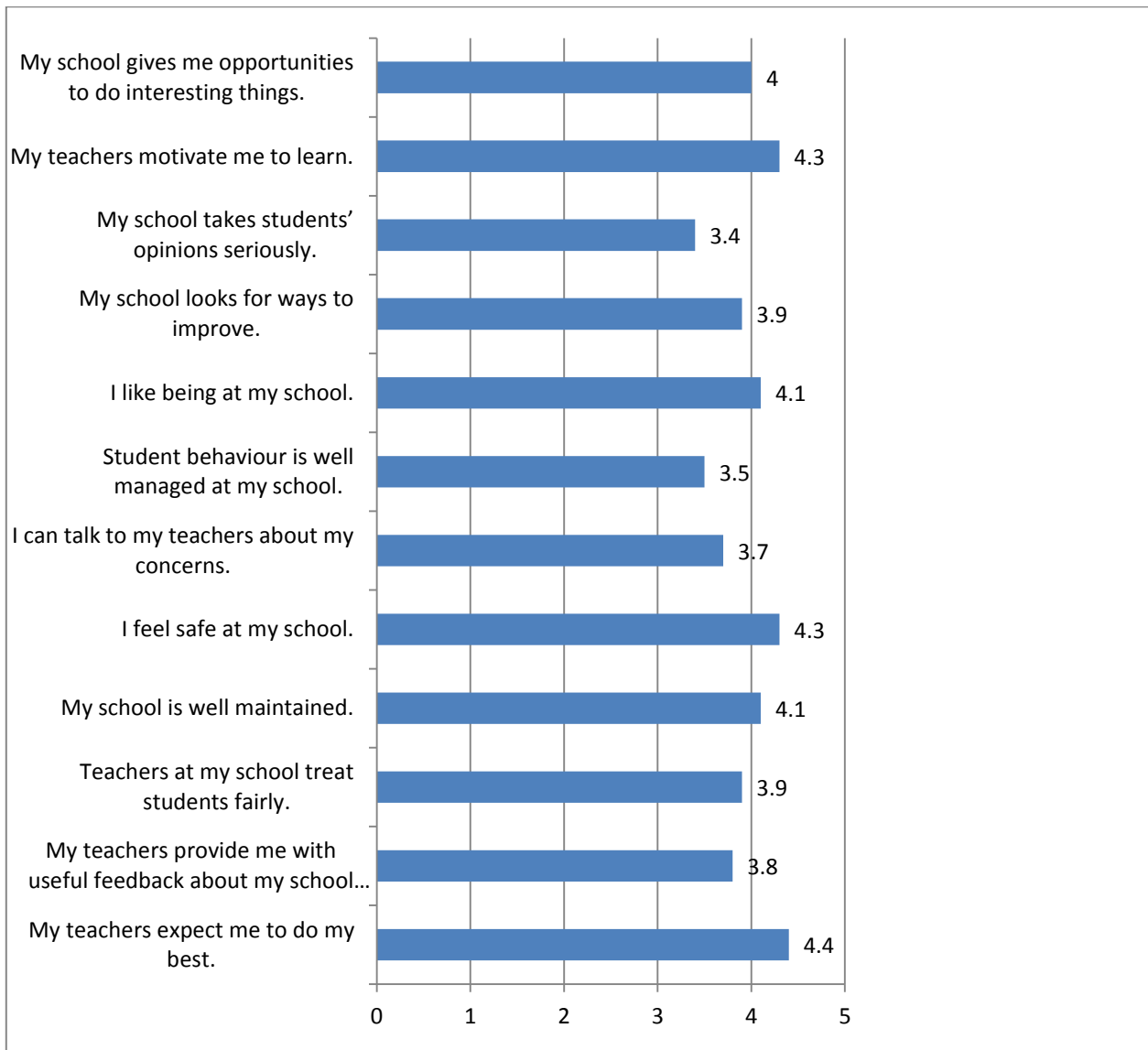
### School Opinion Survey: Parent Responses



## School Opinion Survey: Staff Responses



## School Opinion Survey: Student Responses



Catalina Drive Lakelands WA 6180 | PO Box 4116 Mandurah North WA 6210  
T (08) 95837000 | F (08) 95817190 | [www.mbc.wa.edu.au](http://www.mbc.wa.edu.au)