



MANDURAH BAPTIST COLLEGE
2015
ANNUAL REPORT

Welcome to Mandurah Baptist College

Since our establishment in 2005,

Mandurah Baptist College has continually been recognized for providing excellent education in a positive, safe and Christian learning environment.

We are an independent, co-educational College with over 1,200 students from Kindergarten to Year 12. Our students and families benefit greatly from the continuity of education we provide from Kindergarten through to Year 12.

Our Christian faith and values inform our belief in the potential of all students and fuel our caring College community. Pastoral Care is an integral part of our culture and we place great significance on the ongoing social, emotional, physical and spiritual support of all students. Within each year of schooling, programs are formulated to promote learning in the classroom, in Christ, in character and in the community. High standards of behaviour are reinforced consistently across the College providing a positive and safe learning environment where students can thrive.

Students begin their journey at Mandurah Baptist College in the Early Childhood Education program from Kindergarten to Year Two. This program exists as a cornerstone to each child's development and long-term success and is guided by the Early Years Learning Framework, the Australian Curriculum and set Christian values. Our Early Childhood Education Program fosters a love of learning with a focus on building strong foundations for the development of the whole child within an age-appropriate context that encourages play, discovery and an appreciation for the wider world.

As students progress from Primary to High School, we continue to support each student on their personal learning journey, constantly encouraging them to engage in all opportunities available to them as they strive to find a career path where they can utilise their

individual talents and skills. We take pride in the knowledge that our students graduate with a comprehensive set of both educational and individual life skills they need to flourish in the future career of their choosing, selected from a broad range of pathways leading to university, TAFE, apprenticeships and the workforce.

Students at Mandurah Baptist College receive greater learning experiences with exceptional educational opportunities beyond the standard curriculum. These include literacy and numeracy support or specialist programs, a differentiated academic program, community problem-solving challenges, camps and international study tours (Senior School), extensive sporting and arts opportunities and tutor programs. Students are educated in state-of-the-art facilities with engaging programs in a supportive College community under the instruction of dedicated and encouraging teachers.

We are—greatly appreciative of the support we receive from our parents and guardians whose involvement enriches our College community. The College Parents and Friends Association have two groups, one representing the Primary School and the other representing the Senior School. The Association is run by a small but efficient and enthusiastic group of parents. Each Association has four executive officers involved in planning and events. Feedback is actively sought through the Association on school matters.



From the Board

Mandurah Baptist College has continued to thrive in 2015.

The Board is responsible for ensuring good governance of the College, which includes providing clear strategic direction and establishing key objectives and criteria relating to providing excellent Christian education, responsible financial management, and effective risk and compliance management.

During 2015, the Board continued to seek to establish 'best practice' in all aspects of the governance of the College. As part of this, there was an on-going review of relevant policies and a review of the Board's strategic plan was commenced.

It is with great purpose that the Board of Mandurah Baptist College continues to support the College and its staff in their pursuit of excellence, and in creating a positive and safe community where families can share in the schooling experience and develop a sense of pride and belonging.

We thank the parents and students for their support of the College and its associated activities.

I would like to acknowledge and thank the College Board (listed below) for the services they provide our Mandurah Baptist College community.

Finally I would like to thank the College staff for their passion for education and commitment to the students.



Cameron Bulstrode - Chair of the College Board

Board members: Phil Ridden, Joseph Tan, Philip Bryant, Greg Holland, Nina Tassell, Dean Oates, Stephen Anson and Anina Findling.



From the Principals

Tracy Holmes

As we review the 2015 academic year we are again reminded of just what an exceptional community Mandurah Baptist College is.

A year of outstanding achievements at all levels and across a wide variety of learning and service areas, 2015 was a year evidenced by students who are thriving, contributing, proactive members of their school and community; widely recognized for both academic success and their admirable character.

As our motto encourages, to *'be strong and courageous'* (Joshua 1:9) to accept a level of risk and of challenge, display high levels of engagement, hard work, dedication and care; and as the story of Joshua outlines so well, an ongoing dependency of God for provision and support.

As you reflect on our 2015 Annual Report, we also recognize that this is part of an ongoing journey of growth and development, both collective and personal and it must be recognized that this is a journey that many share a part in. Thank you to the dedicated staff, supportive parents, willing community partners and hard-working Board members who all work to ensure our students are challenged to excel every day, to achieve their best and push their personal boundaries. To our students: I'm so proud of the way you engage with this daily challenge and the personal gains you have made over the 2015 year.

And to all in our community who were *'strong and courageous'* in 2015 – well done!



Rob Gratton

2015 was a positive and successful year at Mandurah Baptist College Primary School, full of rich learning experiences for our students. Throughout the year staff continued to consolidate and develop the Primary School teaching and learning programs and support structures for students. The implementation of Phase One of the Western Australian Curriculum and Assessment Outline was completed and implementation of Phase Two learning areas commenced. Pedagogical strategies across year levels focused on designing effective learning strategies to meet the individual needs of students.

Our Early Year's learning program from Kindergarten to Year Two was a high priority area during 2015. Staff implemented the National Quality Standards (NQS) for Early Childhood Education into every area of their practice. An internal audit of our performance against the standards was conducted and indicated that successful implementation of the NQS had occurred and outcomes for our Early Year's students were improving.

Supporting our students academically, socially, emotionally and spiritually so they can thrive at school and beyond, is a core function of our College. To that end, at the beginning of 2015 a dedicated Primary School Psychologist was employed and a member of teaching staff commenced the role of Inclusive Education Coach. Both of these staff through their specific roles, added significantly to the support that staff, students and parents received as valued members of our College community.

The Primary School's success is built on the quality of the staff who work here each day. I commend all my staff for the professional and dedicated manner in which they undertook their professional responsibilities throughout 2015. I also acknowledge and thank the College Board and the Parents and Friends of the Mandurah Baptist College community, for their ongoing support and involvement in our College.



Teacher Standards and Qualifications

Mandurah Baptist College staff are committed to educational excellence, and invest significant time in professional learning and associations to retain currency of relevant information and to maintain ongoing learning and compliance.

The College's teachers come from diverse educational backgrounds and bring a wealth of professional experience to enhance the learning experiences. A wide range of expertise enables the provision of quality and challenging programs across all learning areas. The majority of teaching staff have more than ten years relevant teaching experience.

To enhance learning support at Mandurah Baptist College the College has invested in support staff and to provide opportunities for training.

Highest Qualification	Number of Teachers	% Teachers
Masters	6	6
Honours / Post Graduate	23	24
Bachelor Degree	54	57
Diploma	12	13
Total Number of Teachers	95	100

Workforce Composition

Of 135 staff members working at Mandurah Baptist College (both teaching and non-teaching) 99 are female and 36 are male. None are of Indigenous descent.



Student Attendance at School

Attendance Rates for each year of compulsory schooling:

Year Group	Percentage of Attendance
Pre-Primary	93.53%
Year 1	93.27%
Year 2	92.36%
Year 3	92.71%
Year 4	92.25%
Year 5	92.47%
Year 6	90.73%
Year 7	91.36%
Year 8	92.22%
Year 9	88.55%
Year 10	91.46%

Average rate of student attendance: 91.44%

Management of non-attendance:

- Teachers mark the attendance register twice daily in the Primary School and in every class during the day in the Senior School.
- Correspondence received explaining student absences are recorded on the attendance register.
- Text messages are sent daily to parents if no contact has been made with the school.
- Replies to daily text messages explaining student absences are recorded on the attendance register.
- On a weekly basis follow-up contact (letter/email) is made if no written explanation of the absence has been received from the parent/guardian.
- Students who have failed to attend (without notification) after one week are personally followed up by the Deputy Principal/Principal through telephone calls and parent meetings, including home visits as necessary.
- A small number of compulsory events are required as being part of the Mandurah Baptist College community – attendance is taken at these events.
- Support is available to families who experience attendance issues via the Student Support team.

Student Achievements

- Top ATAR: 98.35
- 74.2% gained their first preference to University (State 70.4%)
- 97% offered place at university (State 92%)
- Out of 28 subjects: 4 subjects ('School Moderated Mean') above state; 4 subjects ('School Raw Exam Mean') above state; 3 subjects ('School WACE Score') above state
- West Australian News article: 'top school' in WA for encouraging aspiration for ATAR
- One student received a Certificate of Commendation
- 17 students completed TAFE Certificates during Year 11-12
- MBC students gained many awards in 2015 including: Bird Cameron Mathematics Award; Pulford Competition: 1st Place; Pulford Competition: 2nd Place; Young Australian Artist of the Year; NAIDOC Award.

ATAR Range	Number of students	% of group	
95.00 - 99.95	1	1.4%	
90.00 - 94.95	7	9.7%	
85.00 - 89.95	3	4.2%	
80.00 - 84.95	9	12.5%	
75.00 - 79.95	3	4.2%	
70.00 - 74.95	11	15.3%	
65.00 - 69.95	9	12.5%	
60.00 - 64.95	4	5.6%	
55.00 - 59.95	6	8.3%	
50.00 - 54.95	3	4.2%	
< 50.00	16	22.2%	
	72		

	Total
Number of students with an ATAR who applied for university placements	63
Median ATAR of the students who applied for university placements	71.45
Number of students with a first preference (including non-ATAR)	66
Number of students offered their first preference	49

The Senior School is very proud of the students' individual progress and recognises students who achieve at a high level annually. Senior students (Years 11-12) who achieve over 80% for assessments are acknowledged with a Club 80 certification, and in 2015 a total of 1,614 certificates were issued. 138 Lower School students (Years 7-10) who achieved grades at 'A' level in 2015 were also acknowledged.

NAPLAN Results

Reading	National	State	MBC
Year 3	426	413	431
Year 5	498	489	498
Year 7	546	553	552
Year 9	580	590	595
Persuasive Writing	National	State	MBC
Year 3	416	408	407
Year 5	478	471	482
Year 7	512	519	532
Year 9	550	563	576
Spelling	National	State	MBC
Year 3	409	400	405
Year 5	498	493	487
Year 7	545	548	545
Year 9	582	589	591
Grammar and Punctuation	National	State	MBC
Year 3	433	424	439
Year 5	504	496	487
Year 7	543	551	545
Year 9	574	584	588
Numeracy	National	State	MBC
Year 3	398	388	383
Year 5	492	485	478
Year 7	546	552	553
Year 9	588	595	590

supported by administration and management from within the College.

Year 12 Students	Percentage
Attaining a WACE	92%
Attaining a vocational education and training qualification	9%
Completing and endorsed program	23%

Post-school destinations:

Students successfully attained placements in universities, institutes of technology, traineeships and apprenticeships. Statistics that are currently available are shown below:

	Total
Number of students with an ATAR who applied for university placements	63
Median ATAR of the students who applied for university placements	71.45
Number of students with a first preference (including non-ATAR)	66
Number of students offered their first preference	49
Number of students offered any of their preferences	64
Number of students who have enrolled	41
Number of students who have deferred	10

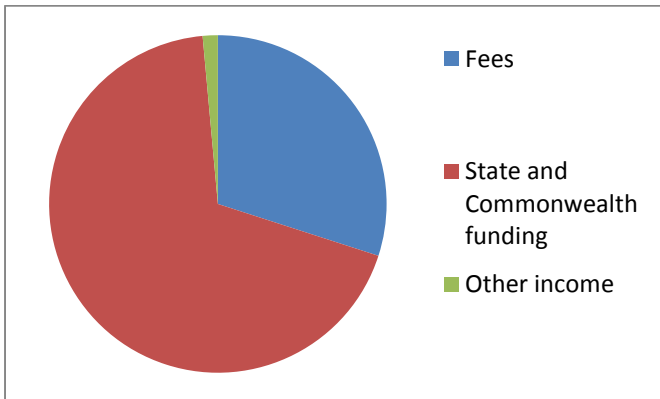
Secondary Education

Senior secondary outcomes:

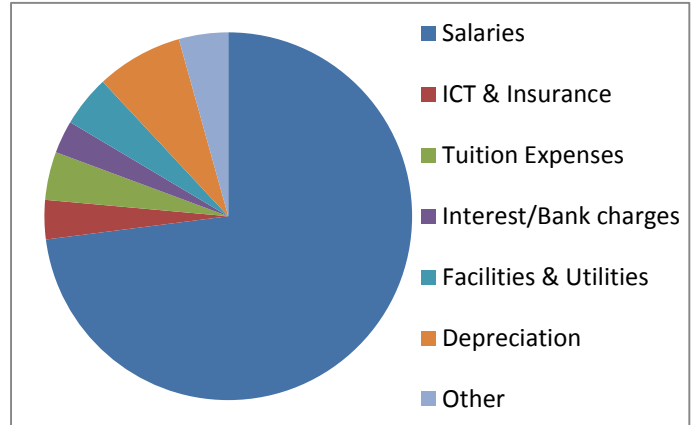
Students are eligible to achieve their WACE through a combination of courses and programs delivered wholly at the College, in conjunction with the College or via College partnerships with a growing number of external providers. Courses completed outside of the College are



School Income by Funding Source



School Expenditure



Income	Amount
Fees	\$5,323,819
State and Commonwealth Funding	\$12,182,382
Other income	\$256,704
Total	\$17,762,905

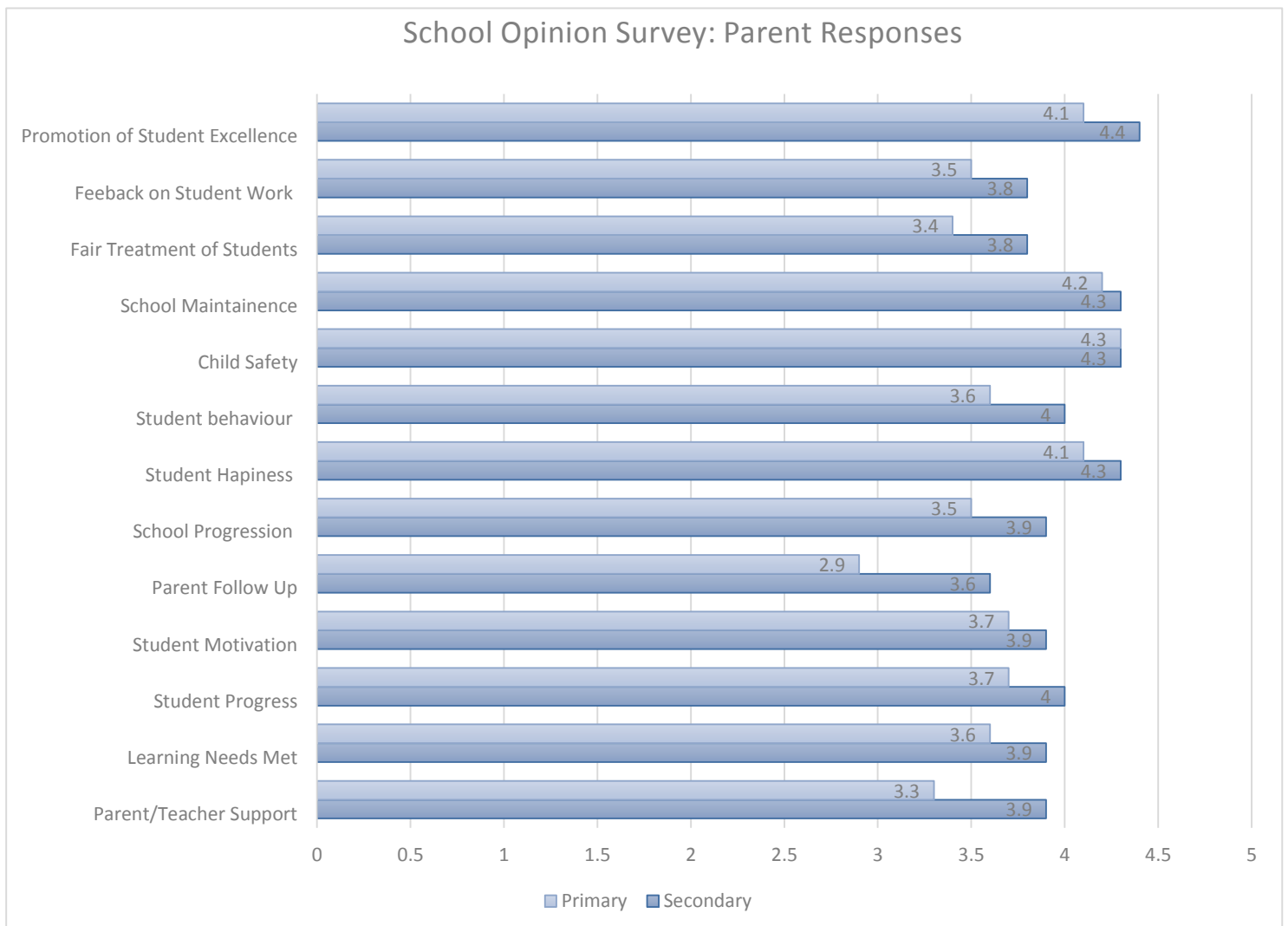
Expenditure	Amount
Salaries	\$11,764,488
ICT & Insurance	\$555,303
Tuition Expenses	\$730,445
Interest/Bank charges	\$463,638
Facilities & Utilities	\$727,076
Depreciation	\$1,228,488
Other	\$698,279
Total	\$16,167,717



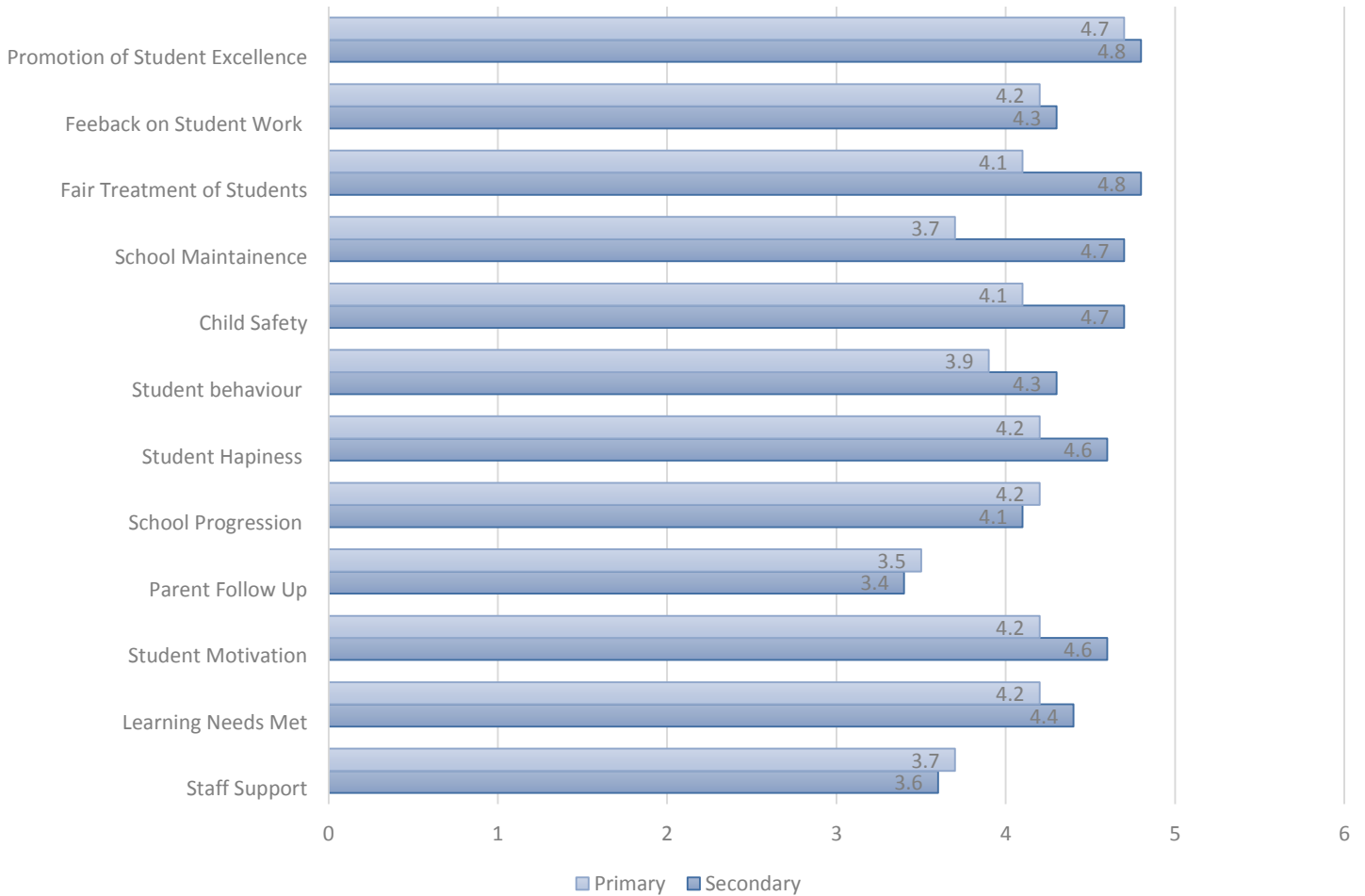


Parent, Student and Teacher Satisfaction

To determine the level of satisfaction with Mandurah Baptist College by our school community, School Opinion Surveys were conducted both the Primary and Secondary School. The survey questions were consistent with the Standing Council on School Education and Early Childhood SCSEEC approved student and parent survey items. The graphs below indicate levels of satisfaction from parents, students and staff. The College is always mindful of feedback from parents and will continue to work towards improvement in all areas.



School Opinion Survey: Parent Responses



School Opinion Survey: Student Responses

